



# *Camporee Leader Guide*

*for all*

Cub Scouts, Scouts BSA,  
Explorers & Venturers

**Friday - Sunday, September 20<sup>th</sup>, 21<sup>st</sup> & 22<sup>nd</sup>, 2019**  
**Peaceful Valley Scout Ranch - Elbert, Colorado**

September 18 2019 Edition

# Contents

<b>#BLASTOFFDAC MISSION .....</b>	<b>0</b>
<b>GENERAL CAMPOREE INFORMATION .....</b>	<b>1</b>
<b>Dates .....</b>	<b>1</b>
<b>Time.....</b>	<b>1</b>
<b>Location .....</b>	<b>1</b>
<b>Arrival .....</b>	<b>2</b>
Scouts BSA .....	2
Explorers .....	2
Venturing Crews .....	2
Cub Scouts and Families .....	2
Saturday and Sunday Day Visitors .....	3
<b>Registration .....</b>	<b>3</b>
Cost.....	3
<b>VOLUNTEER FOR MAJOR ACTIVITIES &amp; EVENTS.....</b>	<b>4</b>
<b>MAJOR ACTIVITIES &amp; EVENTS .....</b>	<b>5</b>
<b>Activity Areas.....</b>	<b>5</b>
<b>Shooting Sports.....</b>	<b>5</b>
<b>Midway.....</b>	<b>6</b>
<b>Living History Demonstrations .....</b>	<b>6</b>
<b>Day Show Stage.....</b>	<b>6</b>
<b>Additional Program Notes .....</b>	<b>7</b>
Shooting Sports.....	7
Aquatic Activities .....	7
Land Navigation and Geocaching Activities.....	7
<b>Arena Show (Saturday Night) .....</b>	<b>8</b>
Arrival .....	8
Parade of Flags.....	8
Entertainment .....	8
Other Information .....	8
<b>Sunday Religious Services.....</b>	<b>9</b>
<b>Trading Post .....</b>	<b>9</b>
Taste of PV Meal Option.....	9
<b>Order of the Arrow Food Drive .....</b>	<b>9</b>
<b>SHARE YOUR PHOTOS .....</b>	<b>10</b>
<b>Take your Best Shot! .....</b>	<b>10</b>
<b>GUINNESS WORLD RECORD ATTEMPT.....</b>	<b>11</b>
<b>PIN TRADING OPPORTUNITY.....</b>	<b>12</b>
<b>CAMPOREE OPERATIONS .....</b>	<b>13</b>
<b>Traffic Management.....</b>	<b>13</b>
<b>Staff and Volunteers .....</b>	<b>14</b>
<b>Vendors, Exhibitors, Sponsors, Entertainers and Guests .....</b>	<b>15</b>
<b>Credentialing and Wristbands .....</b>	<b>15</b>
<b>Health &amp; Safety .....</b>	<b>16</b>
<b>Site Services &amp; Support .....</b>	<b>17</b>
<b>Site Facilities .....</b>	<b>17</b>
<b>OTHER INFORMATION.....</b>	<b>18</b>
<b>CAMPOREE RULES .....</b>	<b>19</b>
<b>CAMPING .....</b>	<b>20</b>
<b>General Information.....</b>	<b>20</b>
<b>Cub Scout Concierge Camping .....</b>	<b>22</b>

Cub Scout Family Camping .....	23
Scouts BSA, Explorers and Venturing .....	24
STAFF CAMPING .....	28
<b>APPENDIX “A” – CAMPOREE SCHEDULE .....</b>	<b>29</b>
<b>APPENDIX “B” – DRIVING DIRECTIONS .....</b>	<b>31</b>
General Directions to Camp.....	31
Directions to the Mesa Camp Entrance (East entrance) .....	32
Scout BSA and Guests .....	32
Directions to the Main South Camp Entrance (Wes entrance).....	33
Cub Scouts, Venture Crews, Explorer Posts Vendors, Staff, VIPs .....	33
<b>APPENDIX “C” – PROGRAM / MIDWAY INFORMATION.....</b>	<b>34</b>
PROGRAM DETAILS .....	34
MIDWAY INFORMATION .....	46
<b>MIDWAY SPONSORS &amp; EXHIBITORS .....</b>	<b>47</b>
<b><a href="https://advoutwest.com/balloons/">https://advoutwest.com/balloons/</a> .....</b>	<b>43</b>
<b>APPENDIX “D” – PARKING PLACARD EXAMPLE .....</b>	<b>42</b>
<b>APPENDIX E – SITE MAPS .....</b>	<b>42</b>
Overall Camporee Map .....	42
Program Area Map with Venturing Camp and Family Camp.....	43
Mesa Camp Map .....	44
<b>APPENDIX E – PARTICIPANT PREPAREDNESS GUIDE.....</b>	<b>45</b>
Page 1 .....	45
<b>Reference Documents.....</b>	<b>47</b>
<b>APPENDIX F – DENVER AREA COUNCIL CAMPOREE FORMS.....</b>	<b>48</b>
BSA Medical Forms Parts A & B .....	48
Unit Swim Classification Record .....	48
<b>Unit Roster.....</b>	<b>49</b>



## *#BLASTOFFDAC MISSION*

Welcome to the 2019 [#BLASTOFFDAC](#) Council Camporee and the opportunity to be a citizen of the single largest city in Elbert County...if only for the weekend. The Camporee Committee has aspired to provide an outstanding Jamboree-like experience for each and every participant. From pin trading to the drone show in the Arena on Saturday night, you are sure to have a fantastic time!

During the past 18 months, our team has invested much thought, effort and planning regarding every aspect of this event. We recognize that each participant is different and in response the Committee has scheduled a wide variety of activities that will appeal to everyone including another Guinness World Record attempt!

We know that all of you will have a fun, entertaining and positive experience over the course of the [#BLASTOFFDAC](#) Camporee weekend.

Tim Davies, Chairman  
[#BLASTOFFDAC](#) Committee

# GENERAL CAMPOREE INFORMATION

## Dates

Scouts BSA Troops, Explorer Posts, and Venture Crews - Friday, Sept. 20<sup>th</sup> to Sunday, Sept. 22<sup>nd</sup>, 2019  
Cub Scout Packs – Saturday, Sept. 21<sup>st</sup> to Sunday, Sept. 22<sup>nd</sup>, 2019  
Day Visitors – Saturday, Sept. 21<sup>st</sup>.

**SEE APPENDIX “A” – CAMPOREE SCHEDULE**

## Time

The PVSR South (Main Gate) and Mesa Gates open at Noon on Friday and close at 1:00 PM on Sunday  
Friday arrival for Troops, Posts, and Crews start at 12 o’clock noon.  
Saturday arrival for Packs and Day Visitors start at 7:00 am.

## Location

Peaceful Valley Scout Ranch (PVSr) , 22799 North Elbert Road, Elbert, Colorado 80106



**SEE APPENDIX “B” – DRIVING DIRECTIONS**

## **Arrival**

Scouts BSA and their guests, Venturers and Explorers will arrive between Noon and 10:00 pm on Friday evening. Cub Scout Packs using Concierge or Family Camp options will arrive on Saturday morning beginning at 7:00 am.

## **Scouts BSA**

Scouts BSA will enter the Mesa on **Friday** beginning at noon via the Mesa Gate located off of County Road 37 on the east side of PVSR. Webelos Scouts (AOL and first year Webelos) are encouraged to camp on the Mesa with a sponsoring Scouts BSA Troop. Units will check in at their respective District Headquarters. After arriving and setting up camp, scouts will have the opportunity to participate in activities on the Mesa, including Game Centers, Wrist rocket ranges and a small Trading Post. All Camporee activity and program areas will open at 9:00 am on Saturday morning.

## **Explorers**

Explorers will enter PVSR on **Friday** beginning at noon via the South (Main) Gate located off of N. Elbert Road on the west side of the Camp and will proceed to the Cripple Creek campsite to check in. All Camporee activity and program areas will open at 9:00 am on Saturday morning.

## **Venturing Crews**

Venturers will enter PVSR on **Friday** beginning at noon via the Main Gate located off of N. Elbert Road on the west side of the Camp and will proceed to the Fort Lupton campsite to check in. All Venturers will have the opportunity to participate in Crew-specific activities Friday evening. All Camporee activity and program areas will open at 9:00 am on Saturday morning.

## **Cub Scouts and Families**

Cub Scout **Concierge** Camp is composed of Packs that are utilizing the Camporee meal plan. They will arrive **Saturday** via the PVSR South (Main) Gate located off of N. Elbert Road on the west side of the camp. Check in begins at 7:00 am. They be using Creede, Dodge, Ogallala and Tombstone Campsites which are located immediately adjacent to the Cub Scout Activity Center. In order to camp together, Cub Scout groups **must** arrive together. Check-in will be located at the main PVSR Headquarters parking lot.

Cub Scout **Family** Camp is composed of Packs that will prepare their own meals. They will arrive **Saturday** via the PVSR South (Main) Gate located off of N. Elbert Road on the west side of the camp. Check in begins at 7:00 am. They will be using the Wichita Campsite. Check-in will be located on the road to the Wichita campsite near the main PVSR Headquarters.

***NOTE: All camping must be done in soft-sided tents. No RVs or other campers are allowed on the Mesa (Scouts BSA) or in the Cub Scout Concierge / Family Camp, Explorer and Venturing campsites.***

## **Saturday and Sunday Day Visitors**

Day visitors are composed of Scouts, Scouters, and Families only staying the day at PVSR, and will not be camping overnight. They will be able to participate in all the Saturday activities and the evening Arena Show. Visitors may also come on Sunday morning for the Scouts Own Service and Guinness World Record attempt. Medical forms are required for all Day Visitors, youth as well as adult, at check-in. Check-in will be located at the Day Visitor Parking Lot starting at 7:00am.

## **Registration**

Pre-registration is strongly encouraged. The pre-Camporee, online registration deadline is midnight, September 15<sup>th</sup>. Online, pre-Camporee registration is required for all out of Denver Area Council Units. Day-of-arrival registration is not recommended for anyone as it may delay setting up camp and participating in scheduled events and activities.

Registrations will be accepted onsite, with cash or check payments. All participants must have fully paid at check-in. See below for costs.

Online Registration for the **2019 #BLASTOFFDAC** Camporee is available at:

[www.denverboyscouts.org/councilcamporee](http://www.denverboyscouts.org/councilcamporee)

## **Cost**

- \$35** Explorers, Scouts BSA and Adult Leaders: Per person including Webelos if registered as a participant with a troop. **The walk-in registration fee will be \$40 for each participant.**
- Cub Scout Concierge Campers: \$40 each for the first 2, \$25 for each additional. Arrive Saturday morning, camp at Dobbins. Includes Saturday lunch/dinner and Sunday breakfast. Limited to the first 1,000 registrants. **There is no walk-in registration for Concierge Camping.**
- \$51** Venturers and Adult Leaders: Price is per person for all weekend including food.
- \$25** Day Visitors; Per person for all Saturday activities and the Arena Show. **The walk-in registration fee will be \$30.**

***NOTE: All Children under the age of 6 are admitted at no charge.***

*VOLUNTEER FOR MAJOR ACTIVITIES & EVENTS*

**WE ARE IN NEED OF VOLUNTEERS  
FOR VARIOUS PROGRAM AREAS!**

**—Scouts BSA & Cub Scout Activity Areas—**

**NO EXPERIENCE NECESSARY!!**

If you or any of the adults attending camporee have time and inclination, we would encourage participation in helping staff a session at a program area

If you are reading this before Council Camporee, please visit

<http://www.camporeestaff.com>

Review and sign up for a session to supervise a program area.

If you are reading this after September 15<sup>th</sup>,  
please contact the Camporee Program Team at

[camporeeprogram@gmail.com](mailto:camporeeprogram@gmail.com)

for additional volunteer opportunities

## MAJOR ACTIVITIES & EVENTS

Below is a summary of all the exciting age appropriate activities and events that are available for participants. A detailed list is provided in **APPENDIX "C"- PROGRAM / MIDWAY INFORMATION**, which lists the location, information and age appropriateness of all the scout and sibling Camporee activities.

### **Activity Areas**

**Cub Scouts** – Enjoy family-based activities appropriate for Cub Scouts, Webelos and siblings. The Cub Scouts Activity Center includes shooting sports (BB Gun & Archery), a rock climbing wall, Rain gutter Regatta, nature trail and a conservation project and much, much more. Also available is a “make-it, take-it” rocket building activity **which will be conducted on a first come, first served basis.**

**Scouts BSA & Explorers**– There will be over a dozen activities that test and improve the skills of all Patrols and Posts plus mountain boarding and drones. The winners of each competition will be announced at the Arena Show on Saturday evening. Patrols and Posts can optionally sign up to compete in six of these activities. Ribbons will be awarded for 1<sup>st</sup>, 2<sup>nd</sup> & 3<sup>rd</sup> places. Scouts and Explorers will also participate in .22 rifle, shotgun and archery. In addition, all Scouts BSA and Explorer Units may sign up for the bugling and skit competitions that will take place at the Day Stage on the Midway.

**Venturers** – The Venturers will have a number of team building activities plus geocaching, scavenger hunt and mountain boarding. They will also have access to the pistol range. In addition, Venture Crews may sign up for the bugling and skit competitions that will take place at the Day Stage on the Midway.

**Climbing** – Scouts BSA, Explorers and Venturers join us at Shiprock to rappel down a rock face. Cub Scouts be prepared to scale the climbing wall in the Cub Scout Activity Center.

**Silver Lake** – Paddle around the lake on a kayak, row boat, or canoe. Play Moon Ball (volleyball) at the beach or rescue stranded Astronauts (Scouts) and bring them back safely to the moon base (Shore). Troops, Crews and Posts must provide copies of their Unit swim checks at Check-in. Cub Scouts and siblings must be accompanied by an adult. Participation in all Silver Lake activities is subject to Safety Afloat and the Guide To Safe Scouting.

**Swimming Pool** – **The swimming pool at PVSR will be closed during the Camporee.**

**The Crevices** – **The Crevices will be closed during the Camporee. Please stay away from this area.**

**Mountain Biking** – Take a tour on the mountain biking trails at Peaceful Valley Scout Ranch. See the camp, flora and fauna from a different perspective.

### **Shooting Sports**

**Cub Scouts** – There will be separate Archery, BB gun and Wrist Rocket ranges for Cub Scouts.

**Scouts BSA** – Will participate in shotgun, .22 rifle and archery.

**Venturers** – Will participate in .22 Rifle and pistols. Prior Camporee certification is required to enter the pistol range.

## **Midway**

**Booths – Come and visit the following:**

- Alps Mountaineering — A well respected outdoor company that delivers high-quality performance gear at a reasonable price.
- The CELL Counterterrorism, Education Learning Lab — Participate in fingerprinting clinics and obtain information regarding their complimentary Scouts BSA Merit Badge Clinics.
- Blokart Racing Exhibit — think racing a small sailboat on wheels!
- Mountainboarding information — Scouts BSA, Explorers and Venturers don't forget to visit the mountainboarding activity!
- Paul's Supplies — Come see the Golden based provider of something for everyone in Scouting.

**STEM Activities** – Participate in geocaching, orienteering, amateur radio direction finding and other STEM activities conducted by staff from our own Colorado Adventure Point.

**Leave No Trace** – Come learn about the principles of *Leave No Trace* and treading lightly.

**Disability Awareness** – Try your hand at performing activities from the perspective of a disabled person. Complete several activities towards your disability awareness requirements!

## **Living History Demonstrations**

**Brownsea Island** – Look back over the past 109 years to catch a glimpse of the original summer camp created by Lord Baden Powell, Scouting's founder, in England. See the clothes they wore, games they played, skills they learned and learn about the Boy Scouts founder!

**Native American Village** – A look at yesterday with the plains' Native Americans. *Order of the Arrow* members wear authentic regalia and will teach Scouts about Native American games.

**Mountain Man Encampment** – Step back into the 1800s with the Mountain Man Village complete with authentic mountain man lodges. As you explore their village you can learn more about mountain men, how they lived, their clothing, knives, rifles, and traps. Watch fire-starting demonstrations with flint and steel and trap setting. Listen to the mountain men spin their tales and throw their tomahawks. This will be a great historical experience!

## **Day Show Stage**

**Bugle and Skit Competitions** – Are you a bugler? Start the day at the bugling competition. Does your Unit or patrol have a great skit they want to share with the Camporee? Sign up when your Unit checks in at your

District Headquarters on Friday evening to compete in these events. The winning bugler will play taps at the end of the Arena Show on Saturday.

**Performances** – Watch magicians, ventriloquists, and more, all day long.

**Story Tellers** – Take a break and listen to some great story tellers tell their tales.

## **Additional Program Notes**

### **Shooting Sports**

- Lines may be long at the shooting range. When this occurs, scouts maybe limited to just a single shooting opportunity. While you are waiting don't forget to visit the local Game Action Center!
- Venturers must have their "Home Firearms Safety Training" card in order to shoot pistols.
- Game Action Centers will be located near all shooting sports ranges.
- Cub Scouts will receive a wristband or pass that will indicate which BB gun/archery/wrist rocket session to attend.

### **Aquatic Activities**

- Troops please bring your ***Troop Swim Classification Report (Swim Check)*** to assist in identifying swimming skills.
- Paddle craft duration on the water may be limited so everyone has an opportunity to participate.
- A parent is required to accompany all Cub Scouts and Webelos on the paddle craft.

### **Land Navigation and Geocaching Activities**

- Scouts are asked to bring their own compasses and GPS units for these activities although a few will be available to check out. A compass is one of the ten (10) essentials for Scouts BSA, Explorers and Venturers.

## **Arena Show (Saturday Night)**

### **Arrival**

All Cub Scouts, Scouts BSA, Explorers and Venturers, dressed in Class “A” uniforms, along with family members, will **leave** their respective campsites no later than 6:15 pm and will proceed promptly to the Arena Show. Bring appropriate outerwear for the evening’s conditions. *Be Prepared.*

### **Parade of Flags**

Let the celebration begin! The Denver Area Wood Badge Scouter Contingent will lead the Parade of Flags in honor of Wood Badge 100<sup>th</sup> Anniversary. Bring your troop flag – on a flag pole – to be included in the procession. Flags will be returned to units Sunday morning.

### **Entertainment**

The 4<sup>th</sup> Infantry Division rock band from Fort Carson will be rocking the Arena on Saturday night while videos are shown celebrating the day’s events and the 100<sup>th</sup> Anniversary of Wood Badge.

We are honored to present Frank Ramirez as our featured keynote speaker. He will be presenting his scouting story “*All I am, I owe to Scouts*”:

*Frank grew up in Pueblo, Colorado. He was very poor and lived with his mom. A Boy Scout Troop was located down the street from his house and the Scoutmaster sent some of the scouts over to ask him to join them on a camping trip. His mom explained that they did not have any money. The scoutmaster said "I don't want your money, ma'am, I just want your son". Frank was hooked on Scouting and eventually became an Eagle. What happened after is an amazing story!*

We will also have a special visitor from Scouting’s past, to pass along a timeless message for all.

We end the night with an amazing presentation by the Great Lakes Drone Company! They will take the Camporee to new heights as they conduct a synchronized drone show – a first for Council Camporee!

### **Other Information**

Everyone must conduct themselves in a scout-like manner as there will be over 3,000 people in attendance. Day Visitors are invited and encouraged to stay for the Arena Show. Blankets for seating are allowed. Chairs are not allowed! Again, bring appropriate outerwear for weather conditions.

Families and Unit leaders should have and communicate a unit plan for regrouping after the show to return to their campsites.

## **Sunday Religious Services**

There will be multiple opportunities for worship during the Camporee.

### **Saturday:**

Jewish service will be held at the Dietler Commissary building. Time to be determined.

### **Sunday:**

Catholic Mass to be held in the Arena. Time to be determined.

A "Scouts Own" Service to be held in the Arena beginning at 7:45 am.

**Class "A" uniforms are required for all worship services.**

## **Trading Post**

The Peaceful Valley Mobile Trading Post will be open on the Mesa from 5:00 PM to 10:00 PM on Friday evening and 9:00 AM to 4:00 PM at its physical location near the Dining Hall on Saturday.

The Trading Post will have a variety of items for sale including snacks, drinks, water, and Camporee trading pins. Visa, MasterCard, Discover and Cash are accepted at the Trading Post.

## **Taste of PV Meal Option**

On Saturday from 11:00 am to 3:00 PM, the Elbert High School FFA Club will sell hotdogs, hamburgers and soft drinks. This will be a Cash-only sale, so *Be Prepared!*

## **Order of the Arrow Food Drive**

The Tahosa Lodge of the Order of the Arrow (OA), in conjunction with the **#BLASTOFFDAC** Camporee, will conduct a non-perishable food drive on Friday evening as Units arrive and Saturday as Cub Scouts arrive. The food drive kicks off the **2019 Denver Area Council Scouting for Food Campaign**.

The OA is requesting that each Cub Scout, Scout BSA, Venturer, Explorer, Scouter and Staffer bring one (1) can of food to donate. **Glass containers are prohibited.** The Lodge's goal is to collect 2,000 lbs of canned goods.

Units camping on the Mesa will drop off their canned food at the District Headquarters when registering on Friday evening. Cub Scout Concierge, Family Campers and Day Campers will drop off canned goods when checking in.

Let's work together to make 2019 a great Scouting for Food year by participating in the **#BLASTOFFDAC** Food Drive!

## *SHARE YOUR PHOTOS*

### **Take your Best Shot!**

We need your photos! Take a snap on your mobile phone and submit it – and you could see it on the big screen at the arena show! How? Use one of the methods below!

Send it by e-mail!

E-mail your photos to  
[blastoffdac@scouting.org](mailto:blastoffdac@scouting.org)

Sent it by text

Text your photos to 720-515-5793

Tag us on Social  
Media

Use #blastOffDAC on Twitter,  
Instagram, and Facebook!



*GUINNESS WORLD RECORD ATTEMPT*



**We need YOU to participate in the  
Guinness World Record attempt on *SUNDAY*  
after the Scouts Own Service!!!**

Be a part of the Largest Human Image of a fleur-de-lis!

*We will need 1,000 people to participate to  
guarantee we break the current world record*

The fleur-de-lis is part of the World Scout Emblem



## PIN TRADING OPPORTUNITY

### DON'T FORGET TO BRING YOUR PINS TO TRADE

New this year is Pin Trading! **2019 will be the Year of the** as Scouts and Scouters can collect and trade enamel pins. Major Camporee event areas will have a "pin segment" available for activity participants, Midway vendors will have pins, and each youth participant and Adult Scouter will receive two custom-designed Camporee themed pins, based on their District or location to collect and trade.

Throughout next year other groups will be producing pins well – the Order of the Arrow, Summer Camp, NYLT, Wood Badge, and District events – so keep a look-out for opportunities to get pins early to expand their collection. Many Cub Packs, Scouts BSA Troops, and Venture Crews designing their own pins as well – consider producing one your unit and really stand out at Camporee.



Pin

as

are  
for

**This is a selection of some of the limited-edition pins that will be traded at the Camporee**



# CAMPOREE OPERATIONS

## **Traffic Management**

Approximately 3,000 to 4,000 participants, staff, vendors and exhibitors are expected on site at the 2019 #BLASTOFFDAC Camporee. As such vehicular traffic and your personal safety are our primary focus.

*The Elbert County Sheriff's Department, Posse, Traffic/Parking Staff  
and the Safety/Security Team will be responsible  
for traffic management during the Camporee.*

### **Traffic Routing**

The PVSR east-side Mesa and west-side South (Main) gates will open beginning at Noon on Friday and will be open throughout the event.

Friday arrival: Scouts BSA Units camping on the Mesa will be routed, beginning at the checkpoint located in the Town of Elbert, to the east-side Mesa Gate off County Road 37 which is located on the east side of PVSR. Venture Crew and Explorer Post members will continue to the west-side South (Main) gate.

Saturday Arrival: Cub Scout Packs and Day Visitors will drive through Elbert and come to the west-side South (Main) gate and be directed to appropriate parking and check-in locations.

***SEE APPENDIX "B" – DRIVING DIRECTIONS.***

**Rally Points** – While vehicle convoys are not allowed in Scouting there are several opportunities to establish "rally points" in Elizabeth and Kiowa for those who wish to enter the site together.

**Traffic Information** – Electronic road signs, Elbert County Sheriff's personnel and Camporee Staff will be responsible for assisting with traffic directions and information.

**On-site Vehicle Passes** – There will be considerable pedestrian traffic within PVSR during the Camporee. For pedestrian safety, onsite personal vehicle use will be restricted. Beginning on Friday morning specific vehicle passes will be required to travel within PVSR.

**Parking Placards** – All vehicles must display an 8.5' X 11' Parking Placard in the front windshield in order to enter PVSR during the Camporee. The Placard will indicate the destination or parking lot of the vehicle.

Cub Scout Concierge, Cub Scout Family Campers, Venturing Crews, Explorer Posts, and Staff and Guests will be directly e-mailed the applicable Parking Placard. The Placard will identify which gate the vehicle must enter and the designated campsite/parking area.

For Scouts BSA, a Parking Placard will be e-mailed to the unit contact prior to the Camporee for distribution to all vehicles coming onto PVSR. Units with more than one vehicle will need to print multiple copies so each vehicle has a placard.

***SEE APPENDIX "D" – PARKING PLACARDS EXAMPLE.***

*Vehicles without a visible Parking Placard will be directed out of the flow of traffic  
for identification by Camporee Security and provided the appropriate placard.*

**Saturday / Sunday Day Visitors** – Day Visitors will enter the Camporee site through the PVSR South (Main) Gate across from the Magness entrance off of Elbert Road beginning at 7:00 am. Day Visitors are required to display the applicable Parking Placard-- Vehicles will be directed to the Day Visitor Parking Area in order to park and check-in. It is strongly suggested that Day Visitors register online at [www.denverboyscouts.org/councilcamporee](http://www.denverboyscouts.org/councilcamporee) to eliminate delays.

**Denver Area Council Guests** – Invited Denver Area Council guests will receive a Guest Parking Placard prior to the Camporee from their host. All DAC Guests will enter the Camporee site through the PVSR South Gate located off of N. Elbert Road then proceed to the Guest Parking area specified on the Parking Placards. Upon parking they will be greeted by Camporee Staff, checked-in and will receive identification Wristbands.

**Special Needs / Handicap Parking** – Designated handicap parking will be available. Please indicate any special parking requirements by sending an e-mail request to [campchair19@yahoo.com](mailto:campchair19@yahoo.com) at least one week prior to the event.

**On-Site Transportation Assistance** – “On-call taxi service” is available on a limited basis upon request. Ask a staff member to contact the Camporee Communications Center for taxi service.

**District Headquarters** – Each District will maintain a staffed Headquarters in its assigned camping area on the Mesa throughout the event. Districts will provide their own Headquarters tent, lighting, equipment, tables, chairs and staff, including personnel to manage unit check-in, registration and to direct campground traffic and parking. There is no electricity on the Mesa. Participants should consult your District Headquarters for Camporee events schedules, program changes, maps of troop campsites and general information, as well as to report any incidents or emergencies.

Each District Headquarters will be provided with a radio, Camporee map, revised schedule, patches, pins, wrist bands, extra blank roster forms and boxes to store the medical forms.

## **Staff and Volunteers**

For information and to volunteer as a Staff member register visit

<http://www.denverboyscouts.org/councilcamporee>. This is primarily for indicating the **overall** area in which you wish to staff such as in the Cub Scout Activity Area, purchase bling and indicate which meals you want. A secondary signup is also required for the **specific** activity that you want to staff within your assigned overall area. Go to <http://www.camporeestaff.com> to sign up for the specific activity area and session.

All Camporee Staff must register individually online, whether coming just for the day, camping with Units or camping in the Staff Camp area.

Registered Staff and Volunteers staying the night and not camping with their Units will be assigned a campsite in Staff Camp. The Parking Placards will be e-mailed to Staff prior to the Camporee. Staff and Day-of-Event Volunteers will enter the site through the PVSR South (Main) Gate off of S. Elbert Road and will be directed to the parking areas specified on their Parking Placards.

For questions about parking, staff accommodations, trailers, or campers, contact [campchair19@yahoo.com](mailto:campchair19@yahoo.com)

## **Vendors, Exhibitors, Sponsors, Entertainers and Guests**

Vendor, Exhibitor, Sponsor and Guest access will be coordinated by their Camporee Point of Contact (POC). They will receive Parking Placards and specific instructions as required from their POC prior to the Camporee. Each vehicle will be directed to the parking areas specified on their Parking

Placards where they will then be met, checked-in, and receive appropriate Identification Wristbands by their POC.

## **Credentialing and Wristbands**

**Participant check-in and Identification Wristbands** – Upon checking in, all participants, Staff, Guests, Sponsors, Exhibitors and Vendors will receive a color-coded Tyvek wristband which must be worn at all times. The Identification Wristband indicates the corresponding meals and access.

***Individuals without wristbands will be stopped and asked to identify themselves. They may be escorted to Registration or asked to leave the Camp by Camporee Security.***

<b>WRISTBAND COLORS</b>	
<b>GROUP</b>	<b>COLOR</b>
STAFF CAMP	GREEN
MESA CAMPTERS, EXPLORERS, VENTURING CUB SCOUT FAMILY CAMPS	ORANGE
GUESTS, SPONSORS, EXHIBITORS & VENDORS	YELLOW
DAY VISITORS	YELLOW
CUB SCOUT CONCIERGE CAMP	BLUE

**Staff Identification** – In addition to Identification Wristbands, all 2019 Council Camporee Staff Members, including BSA Professionals will have identification badges. Council Professionals will wear their green staff shirts while most volunteer staff will wear bright orange shirts.

## **Health & Safety**

**First Aid** – On-site first responders from Crew 911 will be available throughout the Camporee. First Aid Stations are located on the Mesa and at the Med Lodge. The First Aid Station on the Mesa is located near the Well House. Both stations will be staffed on a 24-hour basis beginning at 8:00 AM on Friday, September 20<sup>th</sup>. On Saturday, first responder teams will be patrolling through the Program and Activity areas. An onsite doctor will be on-call at the Camporee.

**Security** – Camporee Security teams, Elbert County Sheriff's Deputies, Possee and Staff Security/Safety Teams will patrol PVSR from Noon on Friday, September 20<sup>th</sup> through Noon on Sunday, September 22<sup>nd</sup>. In addition, the Camporee Safety/Security Teams will also support all medical service calls. Individuals that do not comply with requests from Camporee Safety/Security Teams, Sheriff Deputies and Posse or trespass across restricted areas may be removed from the Camp. Any actions of a criminal nature will be referred to the Elbert County Sheriff.

**Emergencies** – In case of an emergency, immediately locate a Camporee Staff member wearing a bright orange Staff Shirt, a First Responder, a Council professional or go to one of the following areas that are equipped with a radio:

Mesa First Aid Station \* Med Lodge \* District Headquarters  
Venturing Headquarters \* Midway Information Booth  
Cub Scout Concierge/Family Camp HQ \* PVSR Headquarters

***IN THE EVENT A STAFF MEMBER IS NOT AVAILABLE, CALL 303-648-3023***

**Emergency Communications** – The Camporee Communications Center will be staffed and operated on a 24-hour basis starting at Noon on Thursday, September 19<sup>th</sup>. Staff with radios will be available at the locations listed above. The Camporee Communications Center will also be monitoring Family Radio Service ("Walkie-Talkie") Channel 9.11. The Elbert County Emergency Communications Trailer will be parked next to Branding Iron during the Camporee to facilitate emergency responses.

**Emergency Contact Information** – In the event someone off-site needs to contact a Camporee participant for an emergency, call 303-648-3023. Please use this number for emergencies only.

**Participant Preparedness** – As with any Scouting event, our participants should “Be Prepared”. Everyone **MUST** have their Outdoor Essentials with them including **epi-pens and inhalers**.

<b>BSA Outdoor Essentials</b>	<b>Cub Scout Outdoor Essentials</b>
First Aid Kit	First Aid Kit
Water / Water Bottle	Water / Water Bottle
Flashlight	Flashlight
Sun Protection	Trail Food *
Rain Gear	Sun Protection
Map and Compass	Rain Gear
Extra Clothing	Whistle
Pocketknife	

Walking shoes or hiking boots are a must for everyone. No flip-flops or open-toed shoes, please. For further information **SEE APPENDIX “E” – PARTICIPANT PREPAREDNESS GUIDE**

**Wildlife** – There will be mosquitoes, bugs, and other wildlife at the Camporee site. Bring bug spray! The Peaceful Valley Scout Ranch is home to an assortment of wildlife. For your own safety and that of your fellow campers, keep a clean campsite at all times. Do not leave food or garbage in your campsite and absolutely no food should be consumed or stored in tents. Do not interact with wildlife.

## **Site Services & Support**

**Field Guide** – Each participant will receive a Field Guide that includes a site map, schedule of events and other useful information.

**Information Booth** – Information will be available in the District Headquarters and the Center of the Galaxy Information Booth on the Midway. Included is a “You are here” Camporee map, Events Schedule as well as other useful information.

**Operations Communications** – The Camporee Communications Center will be monitoring FRS (Walkie-Talkie) Channel 9.11. An amateur radio network will also be in operation for much of Friday and Saturday. There will also be a site operations radio network in operation with radios stationed at each major Program Area and Campsite Headquarters.

## **Site Facilities**

**Water** – Each participant **must** carry their own water as a part of the Outdoor Essentials kit. Water will be available at the Center of the Galaxy Information Booth, Shower House and from the water spigots in the Dobbins campsites. If you cannot find water, please ask a Staff Member. Troops must bring, for the entire Camporee, their own water for meals, cooking, and cleaning.

**Latrines and Wash Stations** – Latrines, Port-A-Potties and accompanying wash satiations will be positioned throughout the Camporee Program Areas and Campsites. If you cannot locate one, please ask a Staff Member to direct you to one.

**Waste Boxes** – Waste boxes will be available throughout every Program Area. If you cannot find a waste box, please ask a Staff Member to direct you to one.

**Facilities Service** – If you notice that a site facility needs service, please contact a Staff Member, who will contact the Logistics team.

## *OTHER INFORMATION*

**Uniforms** – All registered Scouts and Scouters must wear Class “A” uniforms during the Arena Show, Flag Ceremonies and worship services. During the day appropriate Class “B” activity wear is encouraged.

**Camporee Patches & Pins** – All Camporee Scouts, Venturers and Scouters will receive a commemorative Camporee patch and two (2) of their District Pins in addition to any other items previously purchased when checking in.

**Radio Communications** – Expect limited cell phone service availability at the Camporee. This is due, not only to the site location, but also the unusually high demand. The use of two-way radio communications by participants is highly recommended. Standard “Walkie-Talkie” two-way radios as well as Amateur Radios (HAM) by licensed operators, will be most welcome. The Camporee Communications Center will be monitoring several radio channels in case of emergencies, including channel 9.11 found on most Family Radio Service “Walkie-Talkies”. Please reserve this channel for emergency use.

FRS “Walkie Talkies” are encouraged for Units’ internal use. Range on these is often limited, but can be a great tool for control, information, and safety within your unit.

Amateur Radio (HAM) may be used by licensed amateur radio operators for enhanced unit communications.

Amateur Radio Simplex Frequency: Available for informal communications by amateur radio operators during Camporee. Simplex Frequency: 146.580 Mhz

Amateur Radio Repeater (Simla) Info: 147.105 MHz RX,/147.705 MHz TX /+600 Hz/Tone 107.2 /Repeater ID: WA0DE/R.

The Camporee will host a formal information net, Friday and Saturday nights at 9:00 PM (MDST). This information net will be used to disseminate information concerning Camporee program and logistics. The net will meet on the Simla Repeater. Net Control will be by Camporee Radio Staff. Repeater will be used as an informal “talk-in” frequency for information during Camporee check-in on Friday evening.

NOTE: Repeater is also used for emergency traffic in Elbert and Douglas Counties, and emergency traffic takes priority. In the event of emergency traffic, all other traffic will cease on the Repeater until the emergency situation is cleared.

**Bicycles** – Participants may bring and ride bicycles during Camporee with the following safety restrictions:

1. No passengers.
2. Bicycle riders must wear a properly fitted helmet.
3. Bicycle riders must wear only closed-toe shoes or boots.
4. Bicycles may travel ONLY on established vehicle roads.  
No off-road or trail riding. No bypassing blocked/closed roads.
5. Respect all pedestrian traffic. Pedestrians have the right-of-way.

For those wishing to go off-road, a Mountain Bike Program event is available for participation on Saturday.

# CAMPOREE RULES

**The 12 Points of the Scout Law guide participation at the Camporee. We ask your cooperation in maintain the high standards of moral and personal behavior. We expect all participants to follow these rules to ensure a great weekend for all participants.**

- 1) All participants will enter through their assigned gate and follow all instructions.
- 2) Participants must stay within the Peaceful Valley Scout Ranch boundaries at all times.
- 3) Camporee areas will be closed to personal vehicular traffic. Once a vehicle is parked in a designated parking area, it will remain so until Check-out on Sunday.
- 4) Absolutely NO open fires are allowed. No holes can be dug.
- 5) No food or smellable items (toothpaste, deodorant, etc.) are allowed in tents.
- 6) Charcoal fuel is not permitted. All cooking must be prepared on propane stoves.
- 7) Do not “trench” tents. Leave No Trace guidelines will be followed by all participants.
- 8) Lights out in camp sites by 11:00 pm.
- 9) No weapons are allowed.
- 10) No alcoholic beverages or illegal/recreational drugs, including marijuana.
- 11) No pets (except for service dogs).
- 12) Please do not interact with or disrupt wildlife at any time.
- 13) There are various marked off-limit areas at the Camporee. For safety reasons, please abide by these signs.
- 14) Participant Identification Wristbands must be visible at all times. Only participants wearing bands will be allowed in program areas.
- 15) The Camporee site, including campsites, must be left exactly as they were found. Please dispose of trash properly. **All participants are required to pack out all trash.**
- 16) This is a non-smoking event. Cigarette smoking is allowed only inside private vehicles.
- 17) Appropriate YPT two-deep leadership is required at all times.
- 18) Inappropriate behavior, disrespect for staff, volunteers, and other participants is unacceptable and may result in offenders being asked to leave the Camporee.
- 19) **Do not remove the campsite boundary stakes on the Mesa. They are not toys, swords, lightsabers, bazookas, large toothpicks or other weapons of mass destruction.**

***Leave it better than you found it.***

# CAMPING

## **General Information**

### **GENERAL CAMPING INFORMATION FOR ALL CUB SCOUT CONCIERGE CAMP, CUB SCOUT FAMILY CAMP, SCOUTS BSA, EXPLORER POSTS, VENTURING CREWS AND STAFF**

**Online Registration** – Links to pre-registration is available at: [www.denverboyscouts.org/councilcamporee](http://www.denverboyscouts.org/councilcamporee)

**Check-In Time** – **All** participants must check in at appropriate locations upon arrival at PVSR. The PVSR South (Main Gate) and Mesa Gates open at Noon on Friday and close at 1:00 PM on Sunday. Friday arrival for Troops, Posts, and Crews start at 12 o'clock noon. Saturday arrival for Packs and Day Visitors start at 7:00 am.

**Vehicle Placards** – Points of Contact (POC) listed during registration will be emailed a vehicle Parking Placard. The Unit POC is responsible for ensuring every vehicle has a Parking Placard. Day visitors will receive a placard upon arrival.

**The Launch Pad Identification Station** – **All** Vehicles, whether or not traveling with a larger group, entering PVSR without a visible placard will be **routed out of the line of traffic** to the applicable Launch Pad Identification Station on Friday evening and Saturday morning (Mesa or PVSR South Gates). At the Launch Pad Information Station, the vehicle will park and the driver will be provided with the applicable Parking Placard and allowed to re-enter the traffic line. Once past the Launch Pad Information Station, all vehicles will be routed to the assigned campsites.

***Vehicles entering the Mesa Gate without Parking Placards will be directed off the road and into the Launch Pad Identification Station parking by Camporee Security.***

**Medical Forms** – All participants are required to have current BSA Medical Forms Part A&B. Units will provide medical forms that are filed alphabetically by last name. The Medical Forms for those scouts that have inhalers or epi-pens must have a colored post-it note affixed to the right side thereof to aid in the identification and reference by medical personnel.

**Medical Assistance Camping** – For Scouts BSA members requiring medical support or electrical power to operate medical equipment but wish to camp near and participate with their units, an Assistance campsite with a limited number of spaces is available at East Tin Cup campsite. This location provides adjacent medical support, communications, electrical power, and parking.

If your unit has someone that requires this level of support, please e-mail [campchair19@yahoo.com](mailto:campchair19@yahoo.com) at least one week (1) prior to arriving at PVSR.

**Cooking/Fires** – Open fires will **not** be allowed during the 2019 Council Camporee. Plan to cook using propane

camp stoves only. **NO FIRES OF ANY KIND (INCLUDING CHARCOAL) ARE PERMITTED!**

**Special Needs Camping** – A fully equipped Special Needs campsite with adjacent parking, tent platforms, power, and handicap access latrines is available at Creede Campsite adjacent to Cub Scout Concierge Camp. This site is only available for use on Saturday evening. To reserve a space in the Special Needs Camp please e-mail [campchair19@yahoo.com](mailto:campchair19@yahoo.com) at least one (1) week prior to arriving at PVSR.

**Camper Trailers and Motorhomes** – Camper trailers and motorhomes will not be allowed to camp on the Mesa, Cub Scout Concierge, Cub Scout Family Camping, Explorer and Venturing areas. If you require special camping needs refer to the Mesa Assistance or Special Needs Camping sections above.

***Camper Trailers and Motorhomes will be turned away  
at the Mesa Gate by Camporee Security.***

**Latrines** – In addition to existing latrines, Port-a-Potties will be located in the District parking areas at the end of each row of Six Pack campsites and at several major junction points. Each unit **MUST** keep the Port-a-Potties clean. **Do Not Dump Garbage or Waste Water into the Port-a-Potties.** If there is an issue with any Port-a-Potty please inform your District HQ.

**Power** – Power is not available for participants during the Camporee.

**Early Departure** – If you are planning to leave prior to 9:00 am on Sunday morning please make specific arrangements with your District Headquarters Team to ensure someone is available to check out your unit when ready to leave.

**Waste** – Garbage and food waste is the responsibility of all Packs, Troops, Crews, Posts, Staff and individual campers. All trash will be collected and taken off-site by all Campers at the end of the Camporee. Please ensure that you secure all waste containers at night to avoid attracting wildlife into your camping area. ***PACK IT IN, PACK IT OUT!***

**Wastewater** – Wastewater from cooking and cleaning must not be dumped into the Port-a-Potties. Dispersion is the correct method for waste or gray water. Remove all solids from the water through straining and then take the water out to a field at least 100 feet away from all camping areas and spread it following Leave No Trace processes.

## **Cub Scout Concierge Camping**

**Overview** – Cub Scout Concierge participants utilizing this option will camp on Saturday night only in the Creede, Dodge, Ogallala and Tombstone campsites. Parking is available in the immediate area. Access is through the west-Side South (Main) gate starting at 7:00 am. Program and Activities open at 9:00 am.

**PVSR Access** – From the Town of Elbert Checkpoint, Family Campers continue south on the N. Elbert Road until reaching the PVSR South (Main) Gate. Each vehicle must display a Concierge Camp – CC Parking Placard. Vehicles that do not display a Parking Placard will be asked to move out of line and will be provided with one. Follow the directions of the Traffic/Parking staff to the Concierge Camp check-in tent located in the PVSR Headquarters parking lot.

At the check-in tent, Camporee Staff will confirm the registration and hand out wristbands, pins, patches and Field Guides.

**Campsite Assignments** – There will be no specific assigned sites within the Concierge campgrounds. Sites will be claimed on a first come, first served basis. We encourage units to travel together and arrive together to ensure they have camping locations near each other.

**Meals** – Cub Scouts Concierge campers will eat their meals in the Dining Hall.

**Water** – Water is available throughout the Concierge Campground and in the Shower House.

**Concierge Camping Headquarters** – The Headquarters for Family Camping is located at the Peaceful Valley Scout Ranch Headquarters.

**Arrival/Parking** – Once checked in, vehicles will be directed to the parking area and campsite. Upon arrival participants will unload their vehicles and set up camp. Once parked, vehicles will not be moved until the conclusion of the Camporee.

**Equipment** – All Packs camping in the Concierge Camp must provide their own equipment including tents, sleeping bags etc.

## **Cub Scout Family Camping**

**Overview** – Cub Scout Packs utilizing this option will camp on Saturday night only in the Wichita Campsite. Parking is available in the immediate area. All gates open at 7:00 am. Program and Activities open at 9:00 am.

**PVSR Access** – From the Town of Elbert Checkpoint, Family Campers continue south on the N. Elbert Road until reaching the PVSR South (Main) Gate. Each vehicle must display a Family Camp – FC Parking Placard. Vehicles that do not display a Parking Placard will be asked to move out of line and will be provided with one. Follow the directions of the Traffic/Parking staff to the Family Camp check-in tent.

At the check-in tent, Camporee Staff will confirm the registration and hand out wristbands, pins, patches and Field Guides.

**Campsite Assignments** – There will be no specific assigned sites within the Wichita campground. Sites will be claimed on a first come, first served basis. We encourage units to travel together and arrive together to ensure they have camping locations near each other.

**Meals** – Packs camping in the Family Camp area will cook their own meals. On Saturday it is recommended the Family Campers pack a lunch as programs and activities will continue through the lunch hour.

**Water** – Water is available in the Wichita Campground.

**Family Camping Headquarters** – The Headquarters for Family Camping is located at the Peaceful Valley Scout Ranch Headquarters.

**Arrival/Parking** – Once checked in, vehicles will be directed to the parking area and campsite. Upon arrival participants will unload their vehicles and set up camp. Once parked, vehicles will not be moved until the conclusion of the Camporee.

**Equipment** – All Packs camping in the Family Camp must provide their own equipment and water as required. This includes tents, cooking gear, sleeping bags etc.

## **Scouts BSA, Explorers and Venturing**

**Overview** – Scouts BSA Troops and their Webelos guests/parents will camp Friday and Saturday nights by District on the Peaceful Valley Scout Ranch Mesa. Venturing Crew will camp and Fort Lupton and Explorer Posts will camp at Cripple Creek.

**Webelos and parents camping with a sponsoring troop must register online with the Troop.**

**Unit Equipment Trailers** – Registering early and receiving assigned campsites will enable Units to pre-position their equipment trailers on the Mesa thereby reducing the impact of large truck/trailer traffic on Friday evening. Units with pre-assigned campsites will have the opportunity to position their equipment trailers on the Mesa on Sunday, September 15<sup>th</sup> from 12:00pm to 6:00pm. Access will be via the Mesa gate located on the **east side of PVSR**, off of County Road 37. Contact [campchair19@yahoo.com](mailto:campchair19@yahoo.com). If you wish to arrange a different drop-off time.

**PVSR Access** – Scouts BSA must enter PVSR through the Mesa Gate located on the East side of PVSR off of County Road 37. **SEE APPENDIX “B” – DRIVING DIRECTIONS.** Upon entering the Mesa Gate each vehicle will be directed to their assigned District parking area based on their Parking Placard. **SEE APPENDIX “D” – PARKING PLACARDS**

**Campsite Assignments** – Online, pre-Camporee registration closes on at midnight on September 15<sup>th</sup>. After the deadline Units will register and pay at Check-in which will delay your assignment of a campsite. Campsites are assigned based on the number of registered participants. Campsites are 72’ x 108’ in size and will accommodate 40 people comfortably. Troops with a larger number of participants will be assigned additional campsite space while smaller Troops may share a campsite with another comparable sized Troop. Extra space may be left between campsites in the event the number of participants is higher as the Camporee approaches.

Each unit will be assigned a campsite within their District campground. Mesa campsites are identified using an alpha-numeric code. Campsites will be marked with numbered stakes set in the corners. **Do not remove the campsite boundary stakes on the Mesa. They are not swords, lightsaber’s, bazooka’s, large tooth picks or other weapons of mass destruction.** District Camporee Staff will be on site to assist units in identifying their assigned campsite. Units will be camped in groups of six campsites (Six Pack). Just like at a National Jamboree, it is imperative that units operate strictly within the boundaries of their campsites and respect the boundaries of the units camped next to them.

**Cooking/Fires** – Scouts BSA units are responsible for their own meals. Meals for Venture Crews will be provided. Open fires will **not** be allowed during the 2019 Council Camporee. Plan to cook using propane camp stoves only. **NO FIRES OF ANY KIND (INCLUDING CHARCOAL) ARE PERMITTED!**

**All units must bring a fire extinguisher to have on hand. Fire danger is VERY HIGH.**

**Water** – Water is a limited commodity at Peaceful Valley Scout Ranch. Each unit camping on the Mesa **MUST**

bring enough water with them to prepare meals and clean dishes. Limited additional water is available if required. If additional water is needed, please contact your District Headquarters.

**Mesa Traffic Flow** – On Friday beginning at noon, a one-way traffic loop on and off the Mesa will be strictly enforced. Traffic will only be allowed to enter from the Mesa Gate on the east side of PVSR. Traffic off the Mesa will travel down into the main camp and out the west Main Gate. Traffic **WILL NOT** be allowed to travel up to the Mesa from the main Dobbins camp area. On Saturday morning the Mesa Gate and Mesa road will revert to one-lane, two way traffic. On Sunday morning, traffic flow will be reversed to a one way loop with the Mesa Gate now an exit only. **SEE APPENDIX “B” – DRIVING DIRECTIONS**

**District Camporee Headquarters** – Each District will maintain a staffed Headquarters in its assigned camping area on the Mesa throughout the event. Districts will provide their own Headquarters tent, lighting, equipment and staff, including personnel to manage unit check-in, registration and to direct campground traffic and parking. Participants should consult your District Headquarters for Camporee events schedules, program changes, maps of troop campsites and general information, as well as to report any incidents or emergencies.

**Check-In Process** – Unit Check-in will be conducted at the District Headquarters. After parking, units will unload their vehicles at their assigned campsite for set-up. District Volunteers will be available to assist with parking and locating the assigned campsites. The appointed Unit Leader will be prepared to turn in the following items:

- 1) A complete up to date roster of everyone attending the Camporee, including both Scouts and leaders. (Only those listed will receive pins, patch, Field Guide and wrist band)
- 2) Completed Medical Forms for every member of your unit (both youth and adult).
- 3) Unit Swim Classification Form or Swim Check Form

This information will be placed on file at Camporee Headquarters or Med Lodge and will be filed at Denver Area Council HQ after the event. We strongly suggest units keep copies of all Medical Forms in their campsites for immediate reference. After submitting this information, the Unit Leader will receive Identification Wristbands, pins, patches and Field Guides for each **paid** participant as well as current schedules and Camporee information.

## District Headquarters

DISTRICT NAME	DISTRICT HEADQUARTERS CAMPSITES
Arapahoe	A—A101
Centennial	C—E204
Frontier	F—C103
Gateway	G—B203
Pioneer Trails	P—F206
Timberline	T—D101
Valley	V—A506
Western Slope / Other Councils	A—A101 (with Arapahoe)

**Please note, the District Headquarters may be moved to other locations within the District Campsites**

**Arrival/Parking** – After arriving at the Mesa (East) Gate, Camporee Staff will direct all vehicles to the District Parking Areas based on the information shown on the Parking Placard. All Vehicles will drive single file until reaching the assigned parking area. ***After Check-in, one vehicle/trailer may be used to transport gear to your campsite, one time only.*** Immediately after unloading, the vehicle must be moved to the designated parking area. One trailer may remain in the campsite.

**Shuttle Vehicles** – Vehicles dropping off participants to the Camporee and then leaving will also require a Parking Placard to enter the site. These vehicles will be directed to their District parking area where they can unload. They may leave the site by following traffic signs to the “Exit” off the Mesa, into the Main Camp and out the South Main Gate.

**Equipment** – All units and individuals camping on the Mesa must provide their own equipment and water as required. This includes tents, cooking gear, etc.

**Meals** – Each unit camping on the Mesa will provide their own meals. For Saturday it is recommended that units pack a lunch as programs and activities will continue through the lunch hour.

**Fences & Stiles** – Some Mesa campgrounds are separated by barbed-wire fence lines. In most cases these fences can easily be walked around. When this is not possible, stiles have been erected to allow participants to easily walk up stairs on one side, cross over the fence, and walk down the other. For safety, each fence line within the Mesa Camp area will be marked with reflective strips, optic colored tape or glow sticks. The stiles are

not playground structures. **Do Not Remove** the reflective strips, tape or glow sticks as they perform a vital safety function.

**Departure Procedure** – Units camped on the Mesa must check-out through their District HQ team. Check-out requires informing the District Team of your departure, listing who will leave and who is staying, if anyone. The District HQ Team will inspect your campsite for cleanliness and safety before clearing the unit to leave.

**Saturday evening** – To preclude disturbance to the Arena Show, units leaving on Saturday night (after completing the check-out procedure described below) will be directed to depart Peaceful Valley Scout Ranch using the East entrance (same as Friday arrival entrance).

**Sunday morning** – Similar to Saturday evening, traffic will be directed to depart via the East entrance.

**Camporee Exit** – On Sunday morning the Mesa Gate and Mesa road will be changed to one-lane, one-way traffic east toward County Road 37. Vehicle traffic will not be allowed from the Mesa down through the Main Camp.

**DON'T FORGET TO BRING  
ONE CANNED FOOD ITEM  
For The Order of the Arrow Food Drive!**



## **STAFF CAMPING**

Staff, not camping with their Units, will be assigned on a space available basis or camp in the Staff Camp Areas located in the Abilene, Deadwood, El Paso, Laredo, Sedalia and Victor campsites. Staff may park camper trailers at the Abilene Campsite.

Please check in at PVSR Main Headquarters (on the Cris Dobbins property). If you are coming in on Friday with a Scouts BSA Troop please contact SOMEBODY for contact information.

## ***APPENDIX “A” – CAMPOREE SCHEDULE***

<b>Activity</b>	<b>Day</b>	<b>Start</b>	<b>End</b>	<b>Location</b>
Troop Trailer Pre-positioning	Sun, Sept. 15 <sup>th</sup>	Noon	6:00 pm	Assigned Troop Campsite
Reveille	Friday	6:30 am		
Staff Breakfast	Friday	7:30 am	8:30 am	Dining Hall
Morning Opening Flags	Friday	8:30 am		McKenzie Range
Staff Lunch	Friday	11:30 am	12:30 pm	Dining Hall
Scouts BSA, Venturing & Staff Check-in	Friday	Noon	10:00 pm	District / Venturing HQ's and PC HQ (Staff)
Mesa Game Areas	Friday	4:00 pm	9:45 pm	Mesa (2)
Staff Dinner	Friday	4:30 pm	5:00 pm	Dining Hall
Leaders Meeting	Friday	10:00 pm	10:30 pm	3 Eagles Pavilion
Unit Cracker Barrels	Friday	10:00 pm	10:15 pm	Unit Option
Taps	Friday		10:30 pm	Mesa
Lights Out	Friday		11:00 pm	Mesa
Reveille	Saturday	6:30 am		
Troop, Post, Crew - Unit Breakfast	Saturday	6:30 am	7:45 am	Campsites
Staff Breakfast	Saturday	6:30 am	7:45 am	Dining Hall
Information Booth	Saturday	8:30 am	4:30 pm	McKenzie's Range
Depart for Camporee Programs	Saturday	8:45 am	9:00 am	Mesa Flag Poles (2)
Morning Opening Flags	Saturday	9:00 am		McKenzie Range
Camporee Programs & Activities	Saturday	9:00 am	4:00 pm	Program Areas
Bugle Competition	Saturday	9:00 am		Small Stage
Skit Competition	Saturday	9:30 am		Small Stage
Lunch (Taste of PV)	Saturday	11:30 am	2:00 pm	Midway
Lunch—Troops/Crew & Cub Scout Packs	Saturday	11:30 am		Sack lunches or in Campsites
Cub Scout Concierge / Staff Lunch	Saturday	11:30 am	12:30 am	Dining Hall
Order of the Arrow Brotherhood Ceremony	Saturday	1:15 pm	2:45 pm	PVSR (Dobbins) HQ
Cub Scout Concierge / Staff Dinner	Saturday	5:00 pm	6:15 pm	Dining Hall
Troops/Crew & Cub Scout Packs / Dinner	Saturday	4:00 pm	6:15 pm	Campsites
Parade of Flags Rehearsal	Saturday	6:00 pm	6:45 pm	Arena
Depart for Arena Show	Saturday	6:15 pm		Mesa Flag Poles (2)
Arena Show Seating / Ft. Carson Rock Band	Saturday	6:30 pm	7:00 pm	Arena
Arena Show	Saturday	7:00 pm	9:15pm	Arena
Order of the Arrow Brotherhood Ceremony	Saturday	9:15 pm	10:30 pm	Meet in the Arena
Game Area Opens	Saturday	9:15 pm	10:30 pm	Arena
Saturday Lights Out	Saturday	11:00 pm		Camp

# LEADER GUIDE DENVER AREA COUNCIL

## 2019 #BLASTOFFDAC CAMPOREE

Reveille	Sunday	6:30 am		
Cub Scout Concierge / Staff Breakfast	Sunday	6:30 am	7:45 am	Dining Hall
Troops/ Crew & Cub Scout Packs / Breakfast	Sunday	6:30 am	7:45 am	Campsites
Morning Flags and Scouts Own Non-Denominational Service	Sunday	8:00 am	8:45am	Arena
Guinness World Record Attempt	Sunday	9:00 am	11:00 am	Arena
Sunday Check-Out	Sunday	9:00 am	Noon	District HQ Tents
Camp Closed	Sunday		1:00 PM	See you in four years!
		<b>Worship Services</b>		
Jewish Worship Service	Saturday	TBD	TBD	Dietler Commissary
Catholic Worship Service	Sunday	8:00	8:45	Below Dining Hall Addition

SCHEDULE REVISED SEPT 17, 2019

*The Schedule is Subject to Change*



## APPENDIX "B" – DRIVING DIRECTIONS

### General Directions to Camp

Peaceful Valley Scout Ranch; 22799 North Elbert Road, Elbert, Colorado 80106



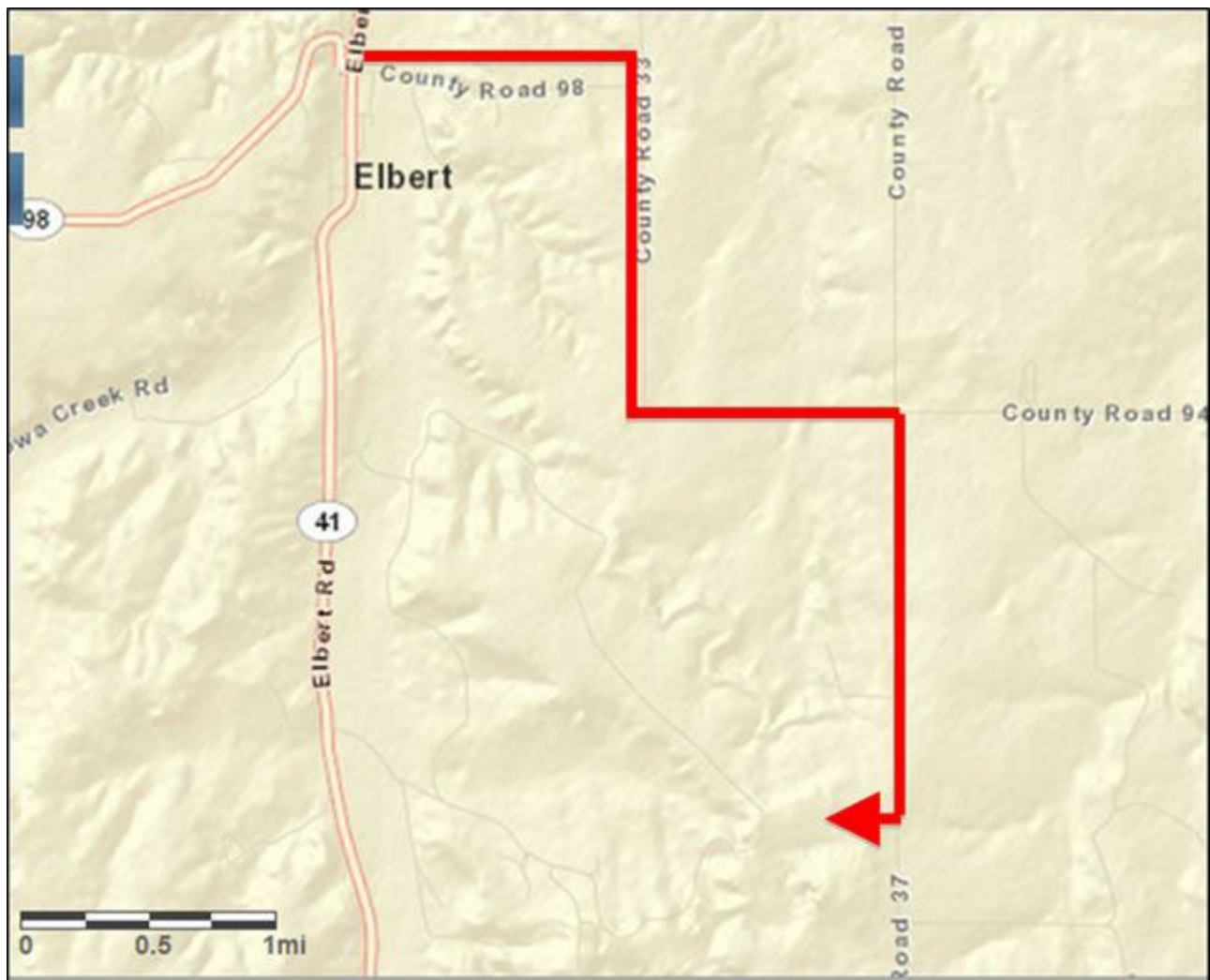
1. From Denver, take I-25 south to Exit 184 onto Founders Parkway near Castle Rock.
2. Turn left at the stop light onto Founders Parkway. Take Founders Parkway about three (3) miles to the Highway 86 intersection.
3. Turn left at the stop light onto Highway 86 and follow Highway 86 through Franktown and through the traffic signal at Parker Road.
4. Continue on Highway 86 through Elizabeth until you come to Elbert Highway on your right (just before the town of Kiowa). Watch for the Peaceful Valley Scout Ranch sign just before the bridge entering Kiowa.
5. Turn south onto Elbert Highway and continue to the town of Elbert, then follow the Camporee signs.

**We request that all units travel through Kiowa  
in order to maintain flow of traffic  
Do NOT use the "back way from Elisabeth" for this event**

**Directions to the Mesa Camp Entrance (East entrance)**

**Scout BSA and Guests**

Troops arriving Friday evening must enter from the east (Mesa) entrance to Peaceful Valley Scout Ranch. ***Access to the Mesa from the Main Camp will not be allowed.*** Vehicles entering the camp from the Main Gate that need to go to the Mesa will be re-directed back out to Elbert Road by Security. Proceed south on Elbert Road. Upon entering the town of Elbert, turn left (east) onto County Road (CR) 98, turn right (south) onto CR 33, turn left (east) onto CR 94, turn right (south) onto CR 37. Travel 1.4 miles south on CR 37 until you see the entrance on the right. Enter Peaceful Valley Scout Ranch and follow instructions to reach the parking area for your unit.



*PVSR Mesa Camp Gate (East Entrance)*

**Directions to the Main South Camp Entrance (West entrance)**

**Cub Scouts, Venture Crews, Explorer Posts**

**Vendors, Staff, VIPs**

Proceed south on Elbert Rd. Upon exiting the town of Elbert, proceed south past the north camp entrance. Turn left into the main camp entrance. Proceed with caution. Family Campers will be directed to the Cub Scout camping area. Day Visitors will be directed to an open parking area.



*PVS Main South Camp Gate (West Entrance)*








## PROGRAM: 2019 #BLASTOFFDAC CAMPOREE

### APPENDIX "C" – PROGRAM / MIDWAY INFORMATION































#### **PROGRAM DETAILS**

Below is a chart containing details about the exciting activities and events that are available at Camporee. **Activities and events are subject to change**

**LEGEND:** The center columns of the chart indicate which levels of scouting can participate in a given activity.

CS:		Cub Scouts	BSA:		Scouts BSA	P&S:		Cub Scout Parents and Siblings
WS:		Webelos Scouts	VS:		Venturing Scouts and Explorers			

#### **FRIDAY NIGHT MESA GAMES**






















Activity	CS	WS	BS	VS	P&S	Location	Description
Giant Jenga						Mesa	Take this fun game to new heights in giant size! The stacking game that everyone loves!
Giant Checkers						Mesa	A fun backyard game of checkers in giant size!
Gaga Pits						Mesa	Gaga is a fast paced, high energy sport played in an octagonal pit. The more players the better!
Connect Four						Mesa	Try to win at giant connect 4 by getting four in a row vertically, horizontally, or diagonally
Corn Hole						Mesa	Pitch your corn bags at the cornhole platform until you reach the score of 21 points!
Wrist Rockets						Mesa	Ready, aim, fire your paintball at the target with a wrist rocket!



## PROGRAM: 2019 #BLASTOFFDAC CAMPOREE










### ACTIVITY AREA - Cub Scouts

LEAD: Michael Paytosh

Activity	CS	WS	BSA	VS	P&S	Location	Description
Climbing Wall						Cub Scout Activities	Climb straight up on our large climbing wall with grips for your hands and feet in the perfect places to pull yourself up. You'll wear a safety harness to keep you safe as you climb. After you reach the top, you'll float gently back down to the ground via rope and harness. Tons of fun!
Rain gutter Regatta						Cub Scout Activities	The rain gutter regatta is the sailboat equivalent of the pinewood derby. The boats are raced in a standard rain gutter that is ten feet long and filled to the top with water. The boats are propelled by blowing on the sail, either directly or through a drinking straw; the boat cannot be touched with hands or the straw. The first boat to reach the end of the gutter is the winner. Come race a boat!
Codebreaking						Cub Scout Activities	Can you break the secret code? Learn how to do so!
Water Rockets						Cub Scout Activities	Launch a water rocket into the air!
Rocket make and take activity						Cub Scout Activities	Build your very own Estes rocket to take home and learn about locations where you can launch your rocket on a future date. (due to fire restrictions, rockets can't be launched at Peaceful Valley during the Camporee). <b>(While supplies last)</b>
Branding						Cub Scout Activities	Brand round discs of wood with a cool PV design and the <b>#BLASTOFFDAC</b> Camporee Rocket.
Space Rocks						Cub Scout Activities	Break open your own Geode. <b>(While supplies last)</b>











## PROGRAM: 2019 #BLASTOFFDAC CAMPOREE

Aluminum Bowl Disks						Cub Scout Activities	Pound your own aluminum disk into a bowl. <b>(While supplies last)</b>
BB Guns						Cub Shooting Area near Ft. Garland	See the shooting sports section of this document below for more information
Archery						Cub Scout Activities	See the Shooting Sports section below for more information














### ACTIVITY AREA - Scouts BSA

LEAD: Michael Thabault

Activity	CS	WS	BSA	VS	P&S	Location	Description
Towers of Peaceful Valley						Scouts BSA Activities	The Towers of Peaceful Valley has a tower of five discs, initially stacked in increasing size on one of three pegs set into the ground. The objective is to transfer the entire tower from the leftmost peg to the rightmost one, moving only one disc at a time. That may sound easy until you hear the rule that you can never put a larger disc on top of a smaller disc. A fun challenge for 1 really smart person or a whole patrol.
Drag Race						Scouts BSA Activities	This is a patrol activity. You'll assemble a frame from 2 short poles and 2 long poles, lashing it all together quickly. One scout (probably the smallest member of your patrol) will climb aboard. Then you'll pick up one end of the frame and drag it to the finish line as fast as you can. The whole thing is timed, including building the frame -- the fastest team wins.
4-Way Tug 'O War						Scouts BSA Activities	Test your group strength! Four long ropes are attached to a steel ring. A group of scouts grabs each rope. To start, groups will be at





## PROGRAM: 2019 #BLASTOFFDAC CAMPOREE

						12:00, 3:00, 6:00, and 9:00 positions, but there is no rule against teaming up with another group to help eliminate others. But in the end, only one group can win... ultimately strength will prevail!
Duct Tape Cup Relay					Scouts BSA Activities	<p>First, you'll make a cup out of duct tape -- nothing but duct tape! No structural elements allowed. You can make your container as big or small as you want. Then your patrol will form a fire line to transfer water from a full water container to an empty one several yards away, using only your duct tape cup.</p> <p>You'll get 5 minutes to make your duct tape container and then 3 minutes to transfer the water. Your success will be measured in the ounces of water your team has transferred at the end of the 3 minutes. Total ounces=points</p> <p>Which is a better strategy: strong smaller container or floppy bigger container? Come test your strategy!</p>
2x4 Obstacle Course					Scouts BSA Activities	Your patrol will stand on two long 2x4 boards and hold onto ropes. Then you'll do an obstacle course together, one simultaneous step at a time. A hilarious patrol activity that requires coordination and teamwork.
Human Foosball					Scouts BSA Activities	This is the BIG ONE! Play life-size foosball with scouts as the players. You'll be part of a line of scouts attempting to score on the other team. If you like regular foosball, you won't want to miss this!
Timberjack Relay					Scouts BSA Activities	Test your lumberjack skills! Take part in this three-part challenge, including a log-pull, log-hoist and giant two-person buck saw competition.
Highland Games					Scouts BSA Activities	Transport yourself to Scotland to take part in our Highland Games! You'll perform a caber toss, clachneart (stone of










## PROGRAM: 2019 #BLASTOFFDAC CAMPOREE

							strength), and sheaf toss. Slàinte!
Mini Ninja Games						Scouts BSA Activities	Are you as nimble, fast, and stealthy as a ninja? Find out in our mini-ninja course! You'll test your skills on floating steps, balance rail, wall crawl, log run, hanging rail, rope swing, and stepped rails.

### ACTIVITY AREA - Venturers

**LEAD: Dean Stephens**

Activity	CS	WS	BSA	VS	P&S	Location	Description
Obstacle Course						Venturing Activities	Please join us for a team building obstacle course complete with mini climbing wall and spider's web!
Scavenger Hunt						Venturing Activities	We are planning a scavenger hunt for things/information that are common around the main program area. The Venturers can take pictures of them with the item or person.
Score-O Orienteering Course						Venturing Activities	An orienteering course like you've never seen before. It starts with a shot gun start, you have an hour to get to all controls and there will be some meme hints along the way.
Pistol Shooting						Shooting Sports Area	Sunday Morning: See the shooting sports section of this document below for more information



## PROGRAM: 2019 #BLASTOFFDAC CAMPOREE

### AQUATICS

#### LEAD: Stephen Field

##### Scout Requirements

- All troops planning to participate should bring copies of their swim checks and if possible, their buddy tags from summer camp
- All Troops and Cub Scout Packs unable to provide swim checks will be issued non-swimmer buddy tags that will still allow participation based on the outlines in Safety Afloat

##### Weather considerations

- Weather will always be a factor and it is the responsibility and decision of the acting Aquatic supervisor to ensure that fun and safety are always considered together



Activity	CS	WS	BSA	VS	P&S	Location	Description
Moon Ball						Lake Front	Beach Volleyball. Come join the fun!
Galactic Exploration						Silver Lake	Open boating session that gives participants an opportunity to kayak, canoe, or row boat around the lake with family and fellow Scouts. Life jackets required. Units should provide their Swim Classification form, if available.
Space Launch						Silver Lake	2 Cub Scouts and a Parent must successfully launch a canoe, paddle around the drain pipe, and return to shore. This is aimed at demonstrating teamwork and communication. This is not a timed event
Race to the Moon						Silver Lake	A fun canoe race where teams of two Scouts race out across the lake to compete for best times racing out to the drain and back. The teams with the best times will be scored and added to the overall Camporee participation.
Space Rescue						Lake	Using boat rescue techniques, Boy Scout teams will use row boats to go and rescue their stranded Astronauts (scouts in a canoe) and bring them safely back to the moon base (shore). This is a fun and challenging activity that requires teamwork and communication



## PROGRAM: 2019 #BLASTOFFDAC CAMPOREE

### CLIMBING


























**LEAD: Amanda Potter**

Activity	CS	WS	BSA	VS	P&S	Location	Description
Climbing & Rappelling						Ship Rock	Join us just east of the shooting ranges at Shiprock. You'll have the chance to climb or rappel on Peaceful Valley's most recognizable natural feature. <b>Access to Ship Rock is via the Mesa</b>

### DISABILITY AWARENESS

**LEAD: Jeanette Lloyd**

These will enable Wolf Scouts to completely sign off Cubs Who Care and Webelos Scouts to sign off Aware and Care

Activity	CS	WS	BS	VS	P&S	Location	Description
Large Motor Skill						Disability Awareness area	Scouts will do an obstacle course on crutches-buckets, crutches
Fine motor skill						Disability Awareness area	While wearing gloves/mittens/socks on hands scouts will unwrap candy, blow bubbles, pick up playing cards- mittens, gloves socks-cards, bubbles, candy
Visual						Disability Awareness area	Scouts will draw a picture on a white board while unable to see it-white board, markers, blindfolds
Hearing						Disability Awareness area	Scouts will do their name in sign language and at least 4 points of the Scout Law and or the Scout Oath- ASL posters
Sports with Disabilities						Disability Awareness area	Scouts will talk about adaptations of sports for people with disabilities-pictures



## PROGRAM: 2019 #BLASTOFFDAC CAMPOREE

### SHOOTING SPORTS SCOUTS BSA

LEAD: John Wright and Iona Baldock

Activity	CS	WS	BS	VS	P&S	Location	Description
Scouts BSA - .22 Rifles 16 positions						Shooting Range	This will be a Scouts BSA/Venturer only event-Shooting 5 shots
Scouts BSA - Shotgun 6 positions						Shooting Range	This will be a Scouts BSA/Venturer only event-Shooting 5 clays
Scouts BSA - Archery 8 positions						Archery Range	This will be a Scouts BSA/Venturer only event-Shooting 10 arrows
Scouts BSA - Wrist Rockets 8 positions						Wrist Rocket Range (west of shotgun range)	This will be a Webelos/Scouts BSA/Venturer only event-using a wrist slingshot to throw clay balls, one at a time
Venturer Pistol 2 positions <b>SUNDAY MORNING</b>						Shooting Range	This will be a Venturer only event-Shooting Note: Per BSA guidelines, you <u>must</u> be a registered Venturer to shoot handguns.



## PROGRAM: 2019 #BLASTOFFDAC CAMPOREE

### SHOOTING SPORTS CUB SCOUTS

LEAD: **TBD**

Activity	CS	WS	BS	VS	P&S	Location	Description
Cub Scout Archery 8 positions <b>SATURDAY</b>						Cub Shooting Area near Ft. Garland	This will be a Cub Scout/Webelos only event-Shooting 5 arrows, one at a time, at a stationary target
Cub Scout BB guns 8 positions <b>SATURDAY</b>						Cub Shooting Area near Ft. Garland	This will be a Cub Scout/Webelos only event-Shooting 5 BB's, one at a time, at a target
Cub Scout Catapults  <b>SATURDAY</b>						Cub Shooting Area near Ft. Garland	Load a "scout sized" catapult and launch the projectile in order to hit the opponent's wall!
Cub Scout Wrist Rockets 8 positions <b>SATURDAY</b>						Cub Shooting Area near Ft. Garland	Use a wrist slingshot to sling clay balls, one at a time, at targets and cans

### DRONES

LEAD: Mike Hartig

Activity	CS	WS	BS	VS	P&S	Location	Description
Drone course						Drone Area	Fly a mini-drone through an obstacle course.



## PROGRAM: 2019 #BLASTOFFDAC CAMPOREE

### RC CARS

**LEAD: John Whisler**

Activity	CS	WS	BS	VS	P&S	Location	Description
Remote Control Cars						RC Car Area	Drive a RC truck over an awesome off-road course.

### MOUNTAINBOARDING

**LEAD: Spencer Dennis / MBS Mountainboard**

Activity	CS	WS	BS	VS	P&S	Location	Description
Mountainboarding						Mountain Board Activity Area	A cross between skateboarding, snowboarding, and BMX. Come check it out and join the fun! Activity sponsored by MBS Mountainboards.

### HOT AIR BALLOON DEMONSTRATION

**LEAD: Greg Wellens**

Activity	CS	WS	BS	VS	P&S	Location	Description
Hot Air Balloon Demonstration						Mesa	<b>7:00 am</b> Early morning hot air balloon demonstration - a lucky 150 scouts will be able to experience the thrill of a tethered balloon ride! Weather permitting. Approximately 30 - 40 rides will take place starting at sunrise on Saturday morning. Each ride will hold 4 - 5 scouts. <b>Rides will be distributed by lottery.</b>



## PROGRAM: 2019 #BLASTOFFDAC CAMPOREE

### HAM RADIO

LEAD: Tom Price

Activity	CS	WS	BS	VS	P&S	Location	Description
Ham Radio						STEM Area	Must be at least 12 years old to participate

### STEM ACTIVITIES

LEAD: Brian Coleman

Activity	CS	WS	BS	VS	P&S	Location	Description
ARDF – Amateur Radio Direction Finding						STEM Area	Amateur Radio Direction Finding (also known as Foxhunting or Radio Orienteering) will be demonstrated in the STEM area. Scouts will be able to try out ARDF, which involves trying to locate a remote radio transmitter using a simple antenna and receiver
Orienteering						STEM Area	Rocky Mountain Orienteering Club will be displaying in the STEM area and will be offering Scouts the opportunity to work towards their First Class orienteering requirements by completing the permanent course available year round at PVSR.
Geocaching						STEM Area	Hunting for and finding a hidden object by means of GPS coordinates.
Surveying						Surveying Area	Investigate how surveying is done
Chemistry & Physics Demonstrations and hands on experiments						CAP STEM Area	Thirty (30) minute experiments/demonstrations will be held at the top of each hour including slime, dry ice, liquid nitrogen and other chemistry/ physics related experiments. Don't miss the programmable rover bots!!



## PROGRAM: 2019 #BLASTOFFDAC CAMPOREE

### CONSERVATION PROJECT

**LEAD: Art Dawson**

- There will be three, 1-hour sessions starting at 7AM Saturday and ending at 10AM
- Only Star Scouts working on their Life Rank service requirements will be allowed to work in all three sessions
- Scouts who wish to participate should bring work gloves

Activity	CS	WS	BSA	VS	P&S	Location	Description
Scouts BSA						NE of shooting sports venue	Scouts and Scouters will be thinning trees <i>just north and a bit east of the shooting sports venue</i>

### LARGE GAME ACTIVITIES

Activity	CS	WS	BS	VS	P&S	Location	Description
Giant Jenga						CS, SBSA/Ven & Shooting Sports Areas	Take this fun game to new heights in giant size! The stacking game that everyone loves!
Giant Checkers						CS, SBSA/Ven & Shooting Sports Areas	A fun backyard game of checkers in giant size!
Gaga Pits						CS, SBSA/Ven & Shooting Sports Areas	Gaga is a fast paced, high energy sport played in an octagonal pit. The more players the better!
Bungee Catapult						CS, SBSA/Ven & Shooting Sports Areas	Load a "scout sized" catapult and launch the projectile in order to hit the opponent's wall!
Spikeball						CS, SBSA/Ven & Shooting Sports Areas	Spikeball is a new sport that's sweeping the nation. It's a combination between volleyball and four-square.
Connect Four						CS CS, SBSA/Ven & Shooting Sports Areas	Try to win by getting your markers "four in a row"
Corn Hole						CS, SBSA/Ven & Shooting Sports Areas	Pitch corn bags at the cornhole platform until your team scores 21 points



## PROGRAM: 2019 #BLASTOFFDAC CAMPOREE

### MIDWAY INFORMATION

#### BROWNSEA ISLAND

Activity	CS	WS	BS	VS	P&S	Location	Description
Games and activities						Brownsea Island	Scouts dressed in period costumes will host games and activities to those played in 1907!

#### DAY SHOW STAGE

Activity	CS	WS	BS	VS	P&S	Location	Description
Competitions						Small Stage	Bugle and Patrol Skit Competitions. Winning Bugler will play taps at the end of the Arena Show on Saturday.
Performances						Small Stage	Watch magicians, ventriloquists, and more all day long.
Story Tellers						Small Stage	Take a break and listen to some great story tellers tell their tales.






#### LIVING HISTORY DEMONSTRATIONS – Native American Village / Order of the Arrow

Activity	CS	WS	BS	VS	P&S	Location	Description
Branding						Indian Village	Brand scraps of leather or other objects with several Scouting related brands
Native American Games						Indian Village	Play the games that Native Americans would have played on the plains of Peaceful Valley
Trading Post						Indian Village	BUY, BUY, BUY that awesome Order of the Arrow/Tahosa Lodge gear



## PROGRAM: 2019 #BLASTOFFDAC CAMPOREE

### LIVING HISTORY DEMONSTRATIONS – Mountain Men

Activity	CS	WS	BS	VS	P&S	Location	Description
Mountain Men Encampment						Mountain Men	Visit a Mountain Man Encampment, see how they lived, trapped, their accouterments and hear their stories. Learn how to set a trap, throw a tomahawk and light a fire with flint and steel.

### MIDWAY SPONSORS & EXHIBITORS



<https://www.hikerdirect.com>

Hiker Direct is an ALPS program that offers discount camping and backpacking gear to members of various scouting organizations in the United States.



## 2019 #BLASTOFFDAC CAMPOREE



### Custom Manufacturing and Design

Send us your design and  
we'll turn it into pins, patches,  
coins or lanyards.

[info@qualitylapelpins.com](mailto:info@qualitylapelpins.com)  
1-800-952-0305



<https://www.thecell.org/>



2019 #BLASTOFFDAC CAMPOREE

# ADVENTURES OUT WEST

<https://advoutwest.com/balloons/>

.....



<https://www.nikwax.com/en-us/>

.....



<https://pauls-supplies.myshopify.com/>

.....





## HAWKQUEST

<https://www.hawkquest.org/>



2019 #BLASTOFFDAC CAMPOREE  
*APPENDIX "D" – PARKING PLACARD EXAMPLE*

				<b>APPENDIX "D" -- PARKING PLACARD EXAMPLE</b>							
				<b>Denver Area Council</b>							
				<b>2019 Council Camporee</b>							
				<b>September 20 - 22, 2019</b>							
				<b>Peaceful Valley Scout Ranch</b>							
								<b>SAMPLE DISTRICT</b>			
								Participant Vehicle			
								Mesa Gate			
								<b>PARKING ONLY</b>			
								Unit:			
Camp:											
Driver:											

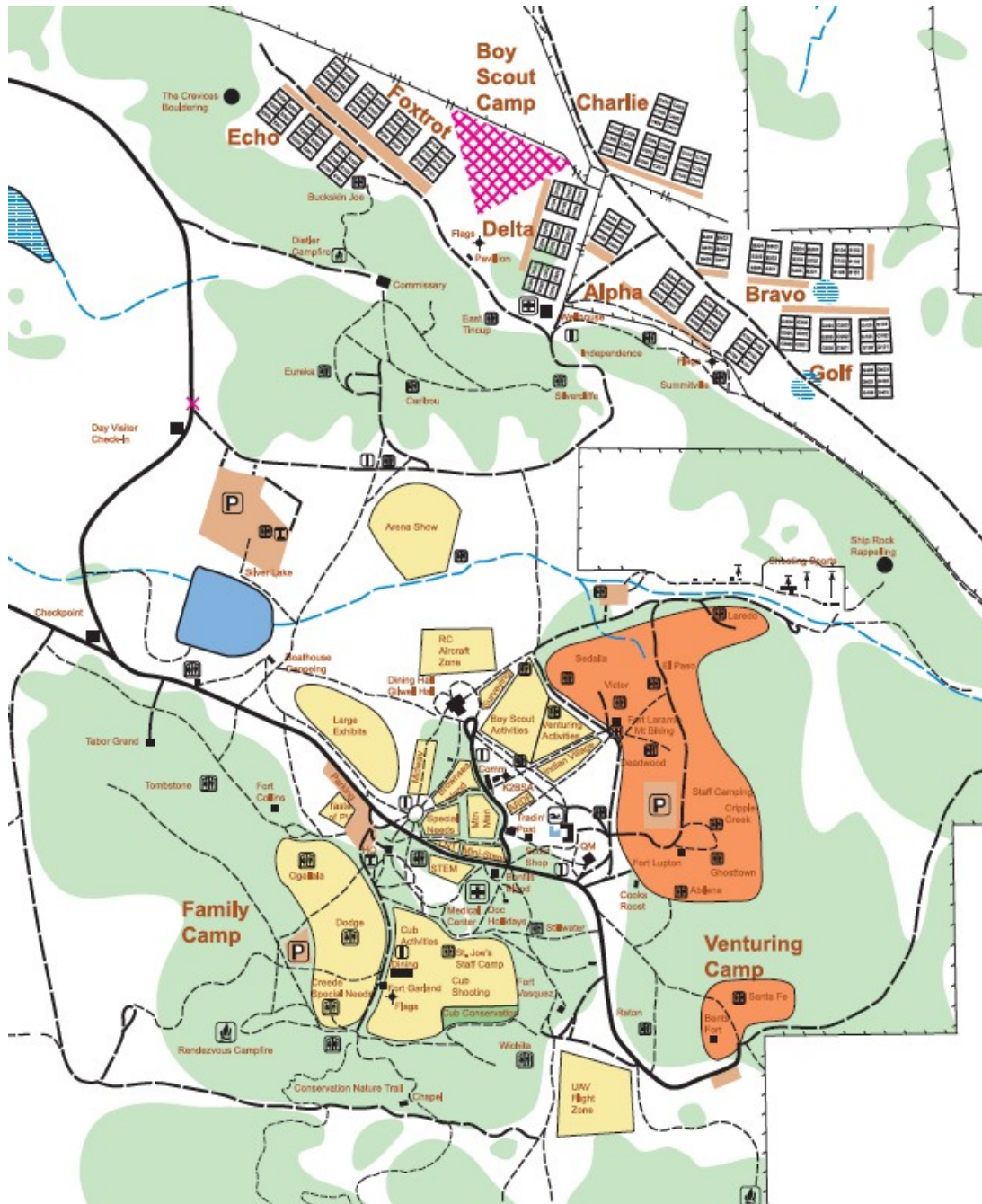


## 2019 #BLASTOFFDAC CAMPOREE

Proposed Map and Layout  
Finalized map will be available at PVSR at Check-In

### APPENDIX E – SITE MAPS

#### Overall Camporee Map

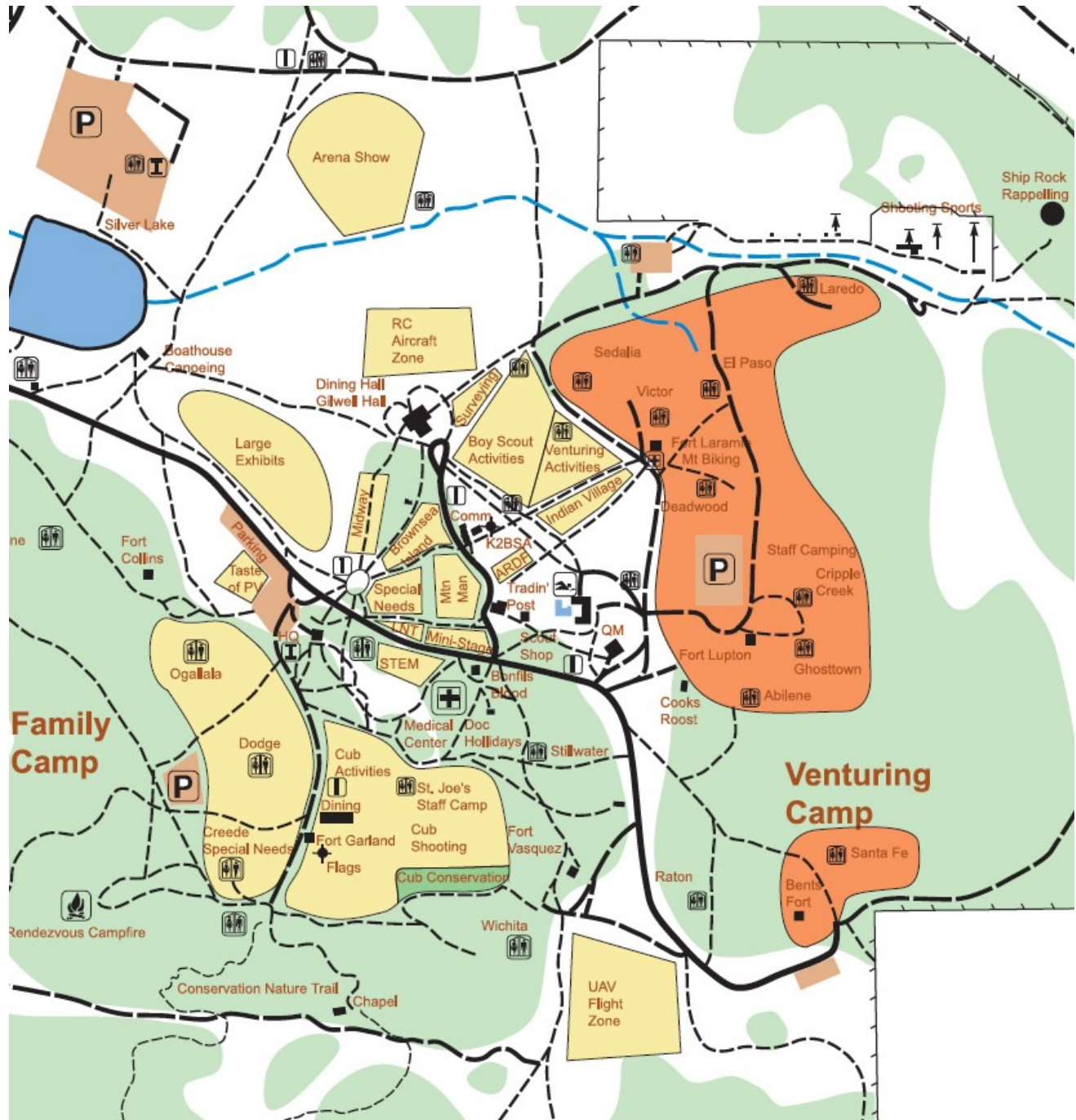




## 2019 #BLASTOFFDAC CAMPOREE

Proposed Map and Layout  
Finalized map will be available at PVSr at Check-In

### Program Area Map with Venturing Camp and Family Camp





## 2019 #BLASTOFFDAC CAMPOREE

Proposed Map and Layout  
Finalized map will be available at PVSr at Check-In

### Mesa Camp Map





## APPENDIX E – PARTICIPANT PREPAREDNESS GUIDE

### Page 1



#### Safety and Emergency Preparedness

Campsites and roads must remain clear of vehicles at all times for emergency access.

- Participant vehicles are to park in designated areas only, parked tail in/head out to allow for immediate exit from camp if required.
- Participant vehicles are not to be used on site during the 2019 Council Camporee but are to remain parked until leaving the camp.
- Participant vehicles must have an appropriate 2019 Council Camporee Vehicle Placard visible on the dashboard at all times.
- Each campsite should have a fire extinguisher and first aid kit readily identified and available.
- In camp use of axes or saws should be done only in properly designated axe yards.
- Each participant shall have an essentials kit and a buddy with them at all times when outside their immediate campsite.



#### Emergency Response and Management

The Camporee Director or Logistics Deputy are to be apprised of any situation and will direct the appropriate response.

- In the instance of a camp wide emergency, participants will be directed to assemble at one or more locations depending on circumstances. These locations include;
  - Program Area - Camp HQ McKenzie Field Flagpole
  - Mesa Camp – Three Eagles Pavilion
  - Family Camp / Venture Camp – Fort Garland Lodge



#### Emergency Communications

In case of any emergency, notify the nearest Camporee staff member or go to Camp HQ for assistance.

- Camporee Staff have 2 way radios using reserved PVSR frequencies.
- One radio will be stationed at Camp HQ and monitored at all times.
- The signal for emergency support is three short blasts of sound in quick order. This could be from a whistle, car horn, air horn, or any other device.
- If participants hear an emergency signal they are to safely secure whatever they are doing and report as quickly as possible to the Camp HQ flagpole unless otherwise advised by a staff member.



#### Medical Support

On-site emergency medical support is available on site with radio dispatch.

- If medical attention is required contact the Medic by informing a staff member or reporting to Camp HQ.

# Be Prepared!



### Page 2

#### Weather

Colorado weather is unpredictable. Be prepared for cold and rain.

- Carry raingear and spare clothing as weather conditions indicate.
- A radio will be at camp HQ monitoring for changing weather conditions.



#### Wildlife Management

Wildlife is abundant at the Peaceful Valley Scout Ranch, it should be viewed carefully but left alone.

- Food, food waste products and all other “smellables” including trash must be secured at night.
- Keep no “smellables” in tents.



#### BSA Outdoor Essentials

- Pocketknife
- First Aid Kit
- Extra Clothing
- Rain Gear
- Water / Water Bottle
- Flashlight
- Trail Food
- Matches/Fire Starter
- Sun Protection
- Map and Compass



#### Cub Scout Outdoor Essentials

- First Aid Kit
- Water Bottle
- Flashlight
- Trail Food
- Sun Protection
- Rain Gear
- Whistle

#### DAC Recommended Additional Items

- Insect Repellant
- Whistle
- Personal Medications
- Cash
- Spare Batteries
- Space Blanket
- Family Contact List
- Medical Alert Bracelet / Medical History Files



# Be Prepared!



## 2019 #BLASTOFFDAC CAMPOREE

### *Reference Documents*

#### **PVSR Camp Cris Dobbins Leaders Guide**

##### **Scouting Camping**

<https://www.scouting.org/outdoor-programs/camping/>

##### **Guide to Safe Scouting**

<https://filestore.scouting.org/filestore/pdf/34416.pdf>

##### **First Time Camping Guide: Beginner Camping For The Whole family**

<https://www.scouting.org/cubhub/this-makes-first-time-camping-not-so-scary/>

##### **Climb on Safely**

<https://www.scouting.org/outdoor-programs/cope/climb-on-safely/>

##### **Aquatic Safety**

<https://www.scouting.org/health-and-safety/safety-moments/aquatics-safety/>

##### **Safe Swim Defense**

<https://www.scouting.org/outdoor-programs/aquatics/safe-swim/>

##### **The Sweet Sixteen of BSA Safety**

<https://www.scouting.org/health-and-safety/gss/sweet16/>

##### **Leave No Trace**

<https://www.scouting.org/outdoor-programs/leave-no-trace/>

##### **The Mountain Biking Program Guide**

[https://filestore.scouting.org/filestore/pdf/MOUNTAIN\\_BIKING\\_PROGRAM\\_GUIDE.pdf](https://filestore.scouting.org/filestore/pdf/MOUNTAIN_BIKING_PROGRAM_GUIDE.pdf)

##### **Cub Scout Shooting Sports**

<https://www.scouting.org/outdoor-programs/shooting-sports/cub-scout-shooting-sports/>

##### **Scouts BSA Shooting Sports**

<https://www.scouting.org/outdoor-programs/shooting-sports/scouts-bsa-shooting-sports/>

##### **Venture & Sea Scout Shooting Sports**

<https://www.scouting.org/outdoor-programs/shooting-sports/venture-and-sea-scout-shooting-sports/>

## **Be Prepared!**



2019 **#BLASTOFFDAC** CAMPOREE

## *APPENDIX F – DENVER AREA COUNCIL CAMPOREE FORMS*

### **BSA Medical Forms Parts A & B**

[https://filestore.scouting.org/filestore/HealthSafety/pdf/680-001\\_AB.pdf](https://filestore.scouting.org/filestore/HealthSafety/pdf/680-001_AB.pdf)

### **Unit Swim Classification Record**

<https://filestore.scouting.org/filestore/outdoor%20program/aquatics/pdf/430-122.pdf>



## Unit Roster

Please submit at Unit check-in. Make as many copies as needed of this form for your total participation

**MAKE ADDITIONAL COPIES IF NEEDED**