


# MAGNESS ADVENTURE CAMP

## CREATURES OF THE ROUNDTABLE



## 2019 Program Guide



BOY SCOUTS OF AMERICA®  
DENVER AREA COUNCIL

## Table of Contents

Welcome from the Program Director: .....	3
Personal Invitation from the Camp Director: .....	4
Additional Camping Department Contacts: .....	4
Welcome to Peaceful Valley Scout Ranch! .....	5
Magness Adventure Camp .....	5
<i>Guiding Principles of the Denver Area Council</i> .....	6
Driving Directions to Peaceful Valley .....	7
Forms Needed for Camp .....	7
In An Emergency. ....	8
Check-In at Magness Adventure Camp .....	9
Check Out at Magness Adventure Camp .....	10
Stay Hydrated this Summer! .....	10
Join Our Camp Staff! .....	10
What to Bring to Camp .....	11
Camp Activities and Adventures: Tiger .....	12
Camp Activities and Adventures: Wolf .....	13
Camp Activities and Adventures: Bear .....	14
Camp Activities and Adventures: Webelos/Arrow of Light .....	15
Evening Activities .....	16
Youth Protection Policy Information .....	17
Ranch and Denver Area Council Policies .....	18
Schedule 2019 .....	20
Map of Magness Adventure Camp .....	22

## Welcome from the Program Director:

Greetings knights, sorcerers, elves, fairies and more. Queen Caitlin invites you to join us in the celebration of the gathering of creatures of all kinds. Dress in your finest garments that represent who you are as a creature, you will be challenged to do your best in every task set forth in front of you. Along the way, we need your aid to collect intel on the vast mystery of Merlin, the Great Sorcerer.

Each rank shall embark on their own unique journey specially designed for you. Creatures of all kinds will practice target skills through archery, BBs, and slingshots while improving your expertise in aquatic areas.

Webelos will have a chance to practice their wilderness skills atop the mesa as they spend a night away from where the rest of the creatures reside. A special set of activities has been selectively designed to create a thrilling experience for older creatures. These activities include rappelling, developing wilderness skills, and more surprising events!

You must come prepared to set out on an adventure like no other. In the realm of Magness, you shall face many tests upon your skills and your spirit. We need you to help restore the Kingdom of Magness to something greater than ever before! Some of the creatures you may expect to meet include: fairies, elves, dwarves, sorcerers, knights, and many others. Remember to look the part so others shall recognize you! (Wear garments to match the creatures listed!)

Gather your strength! This summer is going to be one you shall never forget!



*Queen Caitlin*  
*of the Kingdom of Magness*


Parents and adult leaders may send scrolls to [Caitlin.Wagner@Scouting.org](mailto:Caitlin.Wagner@Scouting.org) if they have any questions about the program.

**Personal Invitation from the Camp Director:**

# *An invitation*

Hello Scouts and family! I would like to formally invite you to attend Magness Adventure Camp and participate in our 2019 Summer Camp Program. This summer's management team has worked meticulously to ensure that your stay at camp this summer will be one to remember! At any time during your stay or prior to your arrival, feel free to contact me, whether it be to just say hello, to ask questions about program, or to solve any other issues that may come your way! All camp information and required forms can be found at [www.DenverBoyScouts.org/Camps](http://www.DenverBoyScouts.org/Camps). I am very excited for the summer to come! See you soon!

From Magness with love,



Mike Swanson

Camp Director; Magness Adventure Camp

[Mike.Swanson@scouting.org](mailto:Mike.Swanson@scouting.org)

## **Additional Camping Department Contacts:**

### **Magness Adventure Camp:**

Magness Main Office: 720-722-7176 (June and July only)  
Peaceful Valley Office: 303-648-3023 (June and July only)  
[Peaceful.Valley@Scouting.org](mailto:Peaceful.Valley@Scouting.org)  
22799 N. Elbert Rd, Box 97  
Elbert, CO 80106

### **Registration:**

Camping Registrar  
MaryAnn Romero  
[Maryann.Romero@Scouting.org](mailto:Maryann.Romero@Scouting.org)  
720-266-2111



### **Peaceful Valley Scout Ranch:**

Ranch Director  
Will Corcoran  
[Will.Corcoran@Scouting.org](mailto:Will.Corcoran@Scouting.org)  
720-266-2178



### **Camping Department Support:**

Camping Specialist  
John Braselton  
[John.Braselton@Scouting.org](mailto:John.Braselton@Scouting.org)  
720-266-2128



## Welcome to Peaceful Valley Scout Ranch!

**Peaceful Valley Scout Ranch** is located in central Colorado, 65 miles southeast of Denver, a few miles south of the town of Elbert. The Ranch consists of 3,316 acres of mountain park terrain, 7,000 feet in elevation, along the Palmer Divide in the Black Forest. Peaceful Valley also functions as a working ranch throughout the year, with over 1,000 acres devoted to farming and grazing. There are four different Scout camps located on Peaceful Valley: Magness Adventure Camp, Webelos Extreme Scouting Trek (W.E.S.T.), Camp Cris Dobbins, and Camp Dietler.



## Magness Adventure Camp

### Facilities

Magness has three separate shelters: Lizard Head, Lost Creek, and Eagle's Nest. Each shelter is wheelchair accessible and offers running water, flush toilets and hot showers, as well as a large, centrally located dining area where meals be served. There are 60 tents on permanent cement platforms surrounding each shelter and each tent has two cots with foam pads. An additional pad can be supplied for a third person or child under 5, if requested. Campers may also pitch their own tents around the shelters, though space can be limited. The Main Office and Health Lodge are at the Headquarters building, directly next to the Ship Rock Mercantile. There you can buy many exciting toys, tools, camp branded merchandise, and clothing items, not to mention cold drinks, snacks and ice cream.

At the center of the Magness Shelters is Lake Kiewit, where camp participants can use canoes, paddleboats and rowboats, as well as wade, fish, and observe many wild animals.

On the north side of Magness are BB Gun Ranges, an Archery Range, and a Slingshot Range, for guests to test their marksmanship! On the way to the ranges is the famous Magness Watch Tower, which is a fond memory for thousands of Cub Scouts who have climbed it. All of these facilities are bordered on the northeastern side by the First Mesa, where you can see a spectacular view of the property.



### Magness Program

Cub Scouts and their families can expect a theme and activity-filled four days. After check-in and move-in, your first day kicks off with a camp-wide flag ceremony, ice cream social, and the opening campfire! Days 2 and 3 are spent with the Cub Scouts in "Dens" which are organized by rank and provided a schedule of exciting activities across the camp. Staff are also stationed at individual locations. The staff have been expertly trained to teach Scouts about the subject matter at each rotation. Each den will go through rank specific activities, ensuring all campers will be suitably challenged throughout their time at Magness. In the middle

of Day 3 there will also be a camp-wide festival around the lake where the Scouts will test their recently learned skills on a dozen different games and challenges, all to be capped off with the grand finale of a closing campfire, where the Scouts will perform skits and songs that they worked on throughout their time at camp. Further details of the rotations, color groups, and exact times will be found in a parents' guide handed out at check-in.

## ***Guiding Principles of the Denver Area Council***

### ***Boy Scouts of America Mission Statement***

The mission of the Boy Scouts of America is to prepare young people to make ethical and moral choices over their lifetime by instilling in them the values of the Scout Oath and Scout Law.



### ***Boy Scouts of America Vision Statement***

The Boy Scouts of America will prepare every eligible youth in America to become a responsible, participating citizen and leader who is guided by the Scout Oath and Law.

### ***Denver Area Council Camping Mission Statement***

The mission of the Denver Area Council summer camping program is to provide each Scout with a memorable and challenging outdoor experience. DAC camps enriches the fundamentals of Scouting through unique opportunities for leadership and educational growth.

### ***Cub Scouting Purposes***

Character Development, Spiritual Growth, Good Citizenship, Sportsmanship and Fitness, Family Understanding, Respectful Relationships, Personal Achievement, Friendly Service, Fun and Adventure, Preparation for Scouts, BSA.

### ***The Scout Oath & Law***

These principles have served Scouting well for over 100 years. They are the basis for everything we do at camp, and we ask that you help your Scouts and leaders use these as a guide in camp.

#### **Scout Oath**

On my honor I will do my best to do my duty to God and my country and to obey the Scout Law; to help other people at all times; to keep myself physically strong, mentally awake, and morally straight.

#### **Scout Law**

**A Scout is:** Trustworthy, Loyal, Helpful, Friendly, Courteous, Kind, Obedient, Cheerful, Thrifty, Brave, Clean and Reverent

### ***Scouting 10 Essentials***

First Aid Kit – Extra Clothing – Rain Gear – Water – Flashlight – Trail Food – Sun Protection – Map & Compass – Pocket Knife\*

\*At Cubmaster Discretion



**Prepared. For Life.®**

All Scouts and leaders attending Denver Area Council camps need to be prepared! Scouts and leaders must bring a daypack that is large enough to carry the “10 Essentials” while in camp. The “10 Essentials” should be carried at all times since you never know when the weather may change or an emergency will occur. **If an emergency occurs at one of our camps (Lockout, Lockdown, Evacuate Area or Shelter) your day pack will most likely be the only thing you have or can bring. For this, all Scouts and leaders will be required to have their “10 Essentials” with them at all times.** In addition, adult leaders should also have in their daypack; their wallet, identification, cell phone/charger, car keys, and their personal medications. The Unit leader should also include a unit roster in their daypack. It is the responsibility of the pack’s adult leaders to ensure that everyone in their unit have the necessary equipment with them.

## Driving Directions to Peaceful Valley

### Peaceful Valley Scout Ranch

From Denver, take I-25 south to Exit 184 onto Founders Parkway near Castle Rock. Turn left at stop sign to Founders Parkway. Take Founders Parkway to traffic light (Highway 86 intersection). Turn left at stop light onto Highway 86 and follow Highway 86 through Franktown and traffic signal at Parker Road. Continue on Highway 86 through Elizabeth until you come to Elbert Highway on your right (just before the town of Kiowa). Turn on Elbert Highway and continue through the town of Elbert. Turn left (east) into Peaceful Valley Scout Ranch at the second entrance for Camp Cris Dobbins and Camp Dietler. Turn right (west) at the second entrance for Magness Adventure Camp. The address is 22799 North Elbert Road, Box 97, Elbert, Colorado 80106.



## Forms Needed for Camp

### Youth:

- BSA Medical Form Parts A & B
- Colorado Addendum: Immunizations
- **Colorado Addendum: Additional Information (NEW in 2019, to be released early 2019).**
- Colorado Addendum: Contract to Carry (if applicable)
- Special Diet Request Form *if Applicable* (Submitted 3 weeks in advance to Kandle Dining)





### Adults:

- BSA Medical Form Parts A & B
- Special Diet Request Form *if Applicable* (Submitted 3 weeks in advance to Kandle Dining)
- **Youth Protection Training verification (certificate from [my.scouting.org](https://my.scouting.org))**

All forms can be found online at [www.DenverBoyScouts.org/Camps](https://www.DenverBoyScouts.org/Camps)

# IN AN EMERGENCY

## WHEN YOU HEAR IT. DO IT.

 <p><b>Lockout</b></p>	<p><b><u>LOCKOUT! SECURE THE PERIMETER!</u></b> <b>RADIO/STAFF ANNOUNCEMENT ONLY. NO SIREN.</b></p> <ul style="list-style-type: none"> <li>• Hikes/Cycling return to main camp area.</li> <li>• Do not travel between camps.</li> <li>• Nobody can leave the property.</li> <li>• Property gates are locked.</li> <li>• Business as usual.</li> </ul>
 <p><b>Lockdown</b></p>	<p><b><u>LOCKDOWN! RUN! HIDE! FIGHT!</u></b> <b>SHORT WAVY SIREN. (Flat “Evacuate Area” siren for all clear, assemble)</b></p> <ul style="list-style-type: none"> <li>• If possible, attempt to move away from threat by running into woods with a buddy or small groups.</li> <li>• If running is not possible, find a place to hide. Lock doors, turn off lights, stay silent and out of sight.</li> <li>• As a <b><u>last resort</u></b> and only if your <b><u>life is in danger</u></b>, do what you can to protect yourself</li> </ul>
 <p><b>Evacuate</b></p>	<p><b><u>EVACUATE AREA! REPORT TO ASSEMBLY POINT!</u></b> <b>FLAT LONG SIREN.</b></p> <ul style="list-style-type: none"> <li>• Gather nearest personal belongings.</li> <li>• Report to the <b>Your Assigned Shelter</b>. If unavailable, secondary location: Headquarters</li> <li>• <b>STAY OFF THE ROADS. USE TRAILS.</b></li> <li>• Group with unit.</li> <li>• Remain silent and follow directions.</li> <li>• <b>UNIT LEADER</b> take roll of unit, report using card system.</li> </ul>
 <p><b>Shelter</b></p>	<p><b><u>SHELTER!</u></b> <b><u>TORNADO</u></b></p> <ul style="list-style-type: none"> <li>• Report to Your Assigned Shelter if possible. Use trails. <b>STAY OFF ROADS.</b></li> <li>• Group with your unit, await further instructions.</li> <li>• <b>IF CANNOT MAKE IT TO SHELTER:</b> Lie flat in a ditch or depression. Report to Your Assigned Shelter when it is safe to do so.</li> </ul> <p><b><u>HEAVY RAIN/HAIL – RADIO/STAFF ANNOUNCEMENT – No Siren.</u></b></p> <ul style="list-style-type: none"> <li>• Take shelter in nearest building or tents. Stay inside, or undercover.</li> <li>• Do not walk in open areas.</li> </ul> <p><b><u>LIGHTNING/THUNDER STORM - RADIO/STAFF ANNOUNCEMENT – No Siren.</u></b></p> <ul style="list-style-type: none"> <li>• Take shelter in nearest building. Stay inside, or under cover.</li> <li>• Do not walk in open areas –return to main camp area.</li> <li>• Stay away of pool and lakes.</li> </ul>



## Check-In at Magness Adventure Camp

Check-In will take place from 1:30 PM to 4:00 PM, with specific times for each shelter to reduce traffic.

- **It is helpful if the entire pack checks in together.**
- **Please do not arrive before 1:00 P.M.,** as check-in will not begin until 1:00 and you will not be able to drive beyond the bathrooms at Headquarters.
- **If you arrive after 4:00 P.M., you will be asked to complete check-in at the Main Office.**

When you arrive at Magness, you will be checked in by the staff in the parking lot near Headquarters and directed to your assigned shelter.

- **Be Prepared** by knowing your pack number!
- Please have your Medical Forms and Registration/Payment information available!
- FYI: At the peak of Check-In, there may be a 15-20 minute wait, though we work hard to reduce this.

While at check-in at the Shelters, you will receive a **Participant Packet** and other pertinent information including a schedule and list of activities.

- We will also collect your medical forms and verify that there isn't a balance due on your account.
- Remember, every individual staying overnight is required to turn in a medical form (**FORMS A and B**). If you do not bring a completed medical form, you will have to complete one before heading to your shelter or beginning activities.
- **Any balances due must be paid at check-in.**
- **Please verify any special dietary or other needs when you check-in!**

**Medications:** Any person under 18 without a parent or legal guardian at camp must turn in medications (both prescriptions and over-the-counter medications) to the Health Aide with their medical form. The Health Aide will fill out a Medication Administration form for the participant, and administer the Medication from the Health Lodge based on the medication schedule indicated.

**Shelter Directors:** Each shelter has a permanent Shelter Director. They will be able to answer any questions you may have and assist you with anything you need to make your stay at Magness Adventure Camp a fantastic one. During your stay, your Shelter Director will pass along information, dictate the policies of camp, and assist in assigning your Scouts to a den.

**Parking and Vehicles:** At your shelter, you will be directed into a parking space and receive further information from the staff and your Shelter Director.

**While at Magness, your vehicle must remain parked unless you are leaving camp.** It is expected that all transportation around camp be done on foot. *If you need assistance getting around camp, let your Shelter Director know. They will help coordinate with the Camp Director and Ranch Health Officer to make accommodations if possible.*



## Check Out at Magness Adventure Camp

At the end of your stay at Magness Adventure Camp, please be sure to **check out at the Main Office in the Magness Headquarters Building.**

Upon Checking Out you will receive:

- A **Camp Evaluation** Survey
  - Please complete this survey and let us know how we did.
- The **Magness Creatures of the Round Table** patch.
- Any **medications** you checked in with the Magness Health Aide.

Check out is also the perfect time to check the **Lost-And-Found** for any items you may have misplaced while at Magness.

- If a valuable item such as a watch or wallet is discovered missing after you get home, call the Magness Adventure Camp Headquarters at **720-722-7161** to see if it has been turned in.
- All unclaimed items are **donated to charity after September 1.**

Please note: Colorado State Law requires that, as a child care facility, we will keep a copy of your medical form for several years. The forms are kept in a secure manner and eventually shredded, but you will not be able to have your medical form returned to you. **Please make a copy PRIOR to camp.**

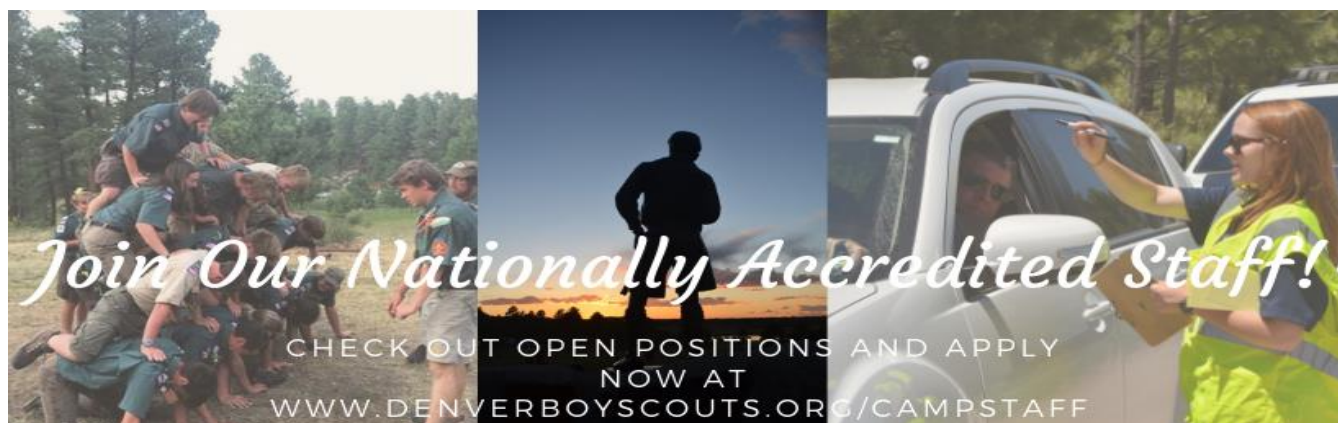
## Stay Hydrated this Summer!

Participation at Magness Adventure Camp involves a lot of walking, and the summers in Colorado can get hot! Keeping hydrated is 100% critical to ensure that you will have a good time. Please start the hydration process at home! Drink adequate water for at least 2 days before your camp session! This will make it much easier to stay hydrated when you get here and minimize the terrible symptoms of dehydration and altitude sickness.

## Join Our Camp Staff!

Do you know a teenager or young adult who needs a summer job? Do you know someone who is retired that wants to stay busy in Scouting? Look no further than Peaceful Valley Scout Ranch and Tahosa High Adventure Base! Positions are still available for the 2019 camping season!

**Check out available positions and apply online at [www.DenverBoyScouts.org/CampStaff](http://www.DenverBoyScouts.org/CampStaff)**



## What to Bring to Camp

- ☐ **Label every item you bring to camp with at least your NAME and PACK NUMBER**
- ☐ **Make a list of what you bring – bring the list to camp to check before you leave**
- ☐ **Completed Medical Form for each person staying at camp overnight**
- ☐ Day Pack
- ☐ Sleeping Bag and Pillow and a **foam pad or mattress**
- ☐ Water Bottles (drink lots of water!)
- ☐ Rain suit, Raincoat or Poncho
- ☐ **Sunscreen (with your name on it)** and Hats
- ☐ Plenty of Extra Clothing: Pants, Shirts, Sweaters/Fleece, Socks, Underwear, Shoes
- ☐ Cub Scout Uniform
- ☐ Tiger/Wolf/Bear/Webelos Book
- ☐ Swimsuit and Towel
- ☐ Toiletries: Toothbrush, Toothpaste, Comb, Shampoo, Soap
- ☐ Flashlight or Headlamp
- ☐ Money for Trading Post: Concessions and Souvenirs
- ☐ Medications in Original Container
- ☐ Fishing Gear (Optional)
- ☐ Camera
- ☐ Camp Chair (for adults)

### Additional Gear for Webelos

- ☐ Strong day Pack
- ☐ Ground Cloth (e.g. waterproof plastic tarp)
- ☐ Sleeping Pad
- ☐ Sleeping bag
- ☐ Pillow
- ☐ Tent (please practice setting it up before bringing it to camp!)
- ☐ Optional Overnight Items

## What to Leave at Home

- ❖ Firearms, BB guns, ammunition, Archery equipment, and Sheath Knives
- ❖ Valuables or Irreplaceable Items
- ❖ Electronic Games or Personal Music Players (IPODs, Gameboys, CD Players, etc.)
- ❖ Items (including clothing) with inappropriate slogans or logos. (The camp reserves the right to define what is "inappropriate".)
- ❖ **Pets**
- ❖ Any Tobacco Products (and any Vaping products)
- ❖ Alcoholic beverages, Illegal drugs, and Fireworks
- ❖ Self-contained stoves and lanterns (No Open Flames!)

## Camp Activities and Adventures: Tiger

### Activities

- Living in the Wild
- Gaga Ball
- Slingshots
- Archery
- BB Gun Shooting
- Boating
- Swimming
- Ice Cream Making



### Adventures

#### Good Knights

- Show us your creativity, designing and creating an actual shield with your den! Participate in a challenging obstacle course, which includes swinging ropes, balancing beams, and many other obstacles!

#### Floats and Boats

- Enjoy your time at the lake, while learning proper and safe methods of boating and swimming! Identify different types of boats and show how your skills as an aquanaut.

#### Tiger Tag

- Participate in awesome relay races, testing your skill and wit as a Creature of Magness! Choose other active games you like to play and do them with your den!

#### Tigers in the Wild

- Call upon your skills as a Tiger, and leap into the forest on an awesome trek! Learn about the Outdoor Code and Leave No Trace Principles, while having a blast exploring the natural world and all of its inhabitants! Prepare a campfire skit with your den to perform at our camp-wide Cub Scout Campfire!

#### My Tiger Jungle

- Interact with nature by designing your own bird house! See which birds and other animals live in our area and use your creativity to show everyone what they're like!

**\*All activities are subject to change due to weather or other factors.**

## Camp Activities and Adventures: Wolf Activities

- Living in the Wild
- Gaga Ball
- Slingshots
- Archery
- BB Gun Shooting
- Boating
- Swimming



## Adventures

### Call of the Wild

- Learn the essentials of camping and core principles behind the respect Scouts should show toward the natural world. Become one with nature and witness firsthand how awesome it can be!

### Cubs Who Care

- In a fun, creative way, learn what it would be like to have a disability. Show how you can be caring, empathize and help others who have disabilities.

### Finding Your Way

- Practice your orienteering and map skills by embarking on a Scavenger Hunt to help find clues related to the source of the evil magic invading our camp!

### Paws on the Path

- Enjoy a beautiful hike through the valley of Magness while mastering the 6 essentials necessary to be prepared!

### Howling at the Moon

- Rehearse an awesome campfire skit to be practiced and then performed at our camp-wide Cub Scout Campfire!

### Spirit of the Water

- Demonstrate proper care for the water environment; learn how to correctly and safely participate in boating and swimming activities!

**\*All activities are subject to change due to weather or other factors.**



## Camp Activities and Adventures: Bear Activities

- Living in the Wild
- Gaga Ball
- Slingshots
- Archery
- BB Gun Shooting
- Boating
- Swimming
- Ice Cream Making



## Adventures

### A Bear Goes Fishing

- Offered only during our evening program activities, stop by our Voyaging Ship, and learn the secrets behind catching fish! We have trout at lengths of over 18 inches in length! A true hunt for a hungry Bear!

### Bear Claws

- Demonstrate proper and safe use of a pocketknife. Earn your Whittling Chip and create fun sculptures out of bars of soap!

### Bear Necessities

- Prepare a skit with your den to be performed at the camp-wide Cub Scout Campfire! Learn how to be a true camper of the Wilderness!

### Fur, Feathers, and Ferns

- Enjoy a pleasant hike through nature, witnessing the various forms of wildlife we have scattered throughout camp! Learn about various different plants and animals!

### Salmon Run

- Explore how to properly operate a boat and show your skills in swimming! Explore Kiewit Lake, and witness our abundant turtles, fish, frogs, and birds!

### Forensics

- Develop skills to help us investigate classified matters regarding the mysterious magic in Magness. Here you will become experts on fingerprinting and clue finding in an effort to rid evil from the land!

**\*All activities are subject to change due to weather or other factors.**

## Camp Activities and Adventures: Webelos/Arrow of Light

### Activities

- Living in the Wild
- Raft Building
- Slingshots
- Archery
- BB Gun Shooting
- Boating
- Swimming



### Adventures

#### Aware and Care

- Understand what it would be like to have a disability and how you can help others! Discover ways you can help and care for those around you.

#### Castaway

- Practice your skills surviving in the wild, building shelters, and play survival games! You may even use the opportunity to test them out...

#### Moviemaking

- Create a campfire skit to be performed at our camp-wide Cub Scout campfire!

### Special Webelos Program!

2019 has an amazing opportunity in store for Webelos attending Magness Adventure Camp! This year, Webelos will participate in a unique program, entirely separate from the rest of camp! Not only will they spend time separate from other ranks during the day, but Webelos will be offered unique opportunities and participate in events that the Boy Scouts of America only permits Webelos to do! Such opportunities will include a surprise set of separate Evening Activities only offered to Webelos, and a weather permitting night sleeping under the stars!

**\*All activities are subject to change due to weather or other factors.**

## Evening Activities

### Offered to All Scouts!

- Whittling Chip
- Boating
- Swimming
- Shooting Sports
- Shield Making
- Fire Tower
- Fishing
- Volleyball
- Gaga
- Scout-led Campfire!
- And much more!



### Webelos Overnight Event!

Webelos are encouraged to participate in an overnight event during the **2<sup>nd</sup> Night of the Session**. Webelos will participate in a surprise set of awesome activities separate from the rest of camp.

**However, if you wish to participate in this event, you must also bring a personal tent and a tarp**, while prepared to take down and set up that tent, as well as all gear you bring to the event, including sleeping gear, backpacks, clothes, etc., so try to limit what you bring! We will **have a truck to haul all gear placed on the stage of your Shelter immediately after breakfast in the morning on that 2<sup>nd</sup> day (limited to tents, tarps, pillows, sleeping bags, and sleeping pads)**. We recommend that you **label** all of your gear to avoid confusion in transition of the gear haul. Be prepared for rain, hence the necessity for tarps! We highly encourage all Webelos to participate, although we do recognize that take down and set up can be a bit of a hassle.

Therefore, this event is **optional** and Webelos will still be able to participate in other activities if they elect not to stay outside. Webelos Scouts may still participate in activities offered at the overnigher site if they choose to stay at the Shelters, but also have the option to participate in all other activities offered to the younger Scouts. Again, we encourage all Webelos to participate in the event, as it will be a unique experience at camp.

## Youth Protection Policy Information



It is required that **ALL ADULTS** attending camp have taken the Youth Protection Training prior to their arrival to camp.

Colorado Law and BSA policy mandates that camp staff, adult volunteers and all other members of the Boy Scouts of America are mandatory reporters of suspected child abuse and neglect. Abuse can include adult on youth and youth on youth contact.

While we do not wish or anticipate any abuse to occur at camp, in rare instances it happens. Please follow the guidelines below.

### If you suspect child abuse or neglect at summer camp:

You are a mandated reporter as a member of the Boy Scouts of America. You must take the following steps. You may not designate someone else to do this for you. Child abuse or neglect suspicions can be from home (and noticed while at camp) or can occur at camp from adult on youth or youth on youth scenarios.

1. **Ensure that everyone is safe before doing anything.**
2. **Notify the Camp Director, Ranch Director and/or Ranch Superintendent immediately.** They can assist you in this process, but you must still make the report.
3. **Notify the local Law Enforcement Agency**

Peaceful Valley: Elbert County Sheriff's Office 303-621-2027 or 911

4. **Notify the Colorado Department of Human Services.** 844-CO-4-KIDS
5. **Notify the Boy Scouts of America.** SCOUTS FIRST Helpline 844-726-8871

The Denver Area Council, Boy Scouts of America operates summer camping programs that are licensed by the Colorado Department of Human Services. The license indicates that the program has met the required standards for the operation of a child care facility. The current license and most recent inspection is available for review in the camp office at both Camp Tahosa, Peaceful Valley Scout Ranch and the Council Service Center.

Additionally, if you would like to file a complaint about Peaceful Valley Scout Ranch (License #47810) as it relates to Colorado Child Care Facility regulations, please contact the Colorado Department of Human Services, Office of Early Childhood at 303-866-4511.

We all play a role in preventing **child abuse and neglect.**



**1-844-CO-4-KIDS**  
(1-844-264-5437)



## Ranch and Denver Area Council Policies

**Participant Requirements:** All Scouts, leaders and adult volunteers need to be registered with the Boy Scouts of America. This membership could be through a Scouts, BSA Troop, Venturing Crew, district or council level position.

**Uniforms:** Campers are requested to wear full field uniforms (Cub Scout uniform) to evening flags and dinner. Activity Uniforms or Scout-appropriate clothing is appropriate for breakfast and day time activities.

**Registered Adults:** Following the policy from the Boy Scouts of America: All adults (including parents) visiting camp must be registered members of the Boy Scouts of America. This includes visitors staying overnight.

**Damage to Camp Equipment and Facilities:** Each unit/person is responsible for taking care of camp equipment assigned to them and leaving the campsite better than found. The unit is responsible for all costs for repairs or replacement of damaged equipment. You and your campsite host will jointly inspect all equipment when you arrive and when you leave. Vandalism is a criminal offense and a fine will be assessed. Charges will be based on the repair or replacement costs estimated by the Ranch Director or Ranch Superintendent.



**Adult Supervision:** Please help us ensure all youth are supervised. **All parents must be with their child(ren) at all times and actively supervising them per the State of Colorado Child Care regulations.**

**Youth Protection Training:** All adult participants, including parents, are required to be current in Youth Protection Training. **Please bring a valid Youth Protection Training certificate to check-in.** You can complete Youth Protection Training online through the Online Learning Center at [my.scouting.org](https://my.scouting.org).

**Anti-Harassment Policy:** Denver Area Council Camps enforces a zero-tolerance policy. Denver Area Council and Boy Scouts of America prohibit language or behavior that belittles or puts down any person. This policy includes: unwelcome sexual advances, racial slurs, chastisement for religious or other beliefs, and any derogatory actions or comments. Any form of hazing, initiations, ridicule, or inappropriate teasing is prohibited. The consequence for any of these actions will result in but are not limited to immediate removal from camp property and involvement of local law enforcement.

**Sleeping arrangements:** A parent may share a tent with his/her son or daughter, but not with other youth. All youth must have at least one tent mate per state law and Youth Protection guidelines.



**Showers:** All youth and adults must shower separately. Males and Females must shower separately. Separate shower schedules should will be posted at the shower facility. All campers must abide by the schedule.

**Language:** Verbal abuse, discriminatory or derogatory remarks, belittling, extreme sarcasm, and off-color conversation or jokes are not tolerated, from youth or adults.



**Discrimination:** Facilities owned and operated by the Denver Area Council, BSA, are equal opportunity facilities that do not discriminate on basis of age, sex, color, race, creed, sexual orientation, gender identity or expression, disability, national origin or religion. All participants shall observe this code while on property.

**Leader Conduct:** Scouters should avoid unnecessary or inappropriate physical contact with Scouts. Two deep leadership is required. If you feel a one-on-one meeting is needed, please hold it in a public setting. All leaders must be aware and follow the Youth Protection Guidelines.

**Discipline and Treatment:** Corporal punishment or intimidation tactics are strictly prohibited. Campers will not be handled roughly, struck, or shaken. Separation will be brief and appropriate to the age and circumstance, and in a safe and comfortable place within hearing distance of an adult. You may not deny a camper a meal as a form of punishment.

**Abuse Reporting:** Colorado law requires all Scouts and Scouters to report any good faith suspicion of child abuse or neglect. Inform the Camp Director and/or Camp Ranger/Superintendent immediately. They will proceed in accordance with legal requirements and BSA policies and assist you in reporting to proper authorities.




**Tobacco:** Denver Area Council camps are a tobacco free environment. Scouters are prohibited from smoking, using smokeless tobacco, or e-cigarette devices in the presence of Scouts and on camp property. If you do use tobacco you must go off property. Youth under 18 years of age may not use tobacco products at any time.

**Do Not Bring to Camp:** Please do not bring firearms, ammunition, archery equipment, alcoholic beverages, illegal drugs, marijuana or marijuana products, animals/pets and fireworks. Additionally, do not bring expensive items that may be damaged due to the nature of summer camp.

**Removal from Camp:** Denver Area Council reserves the right to remove any person from BSA property for violation of camp rules, DAC policies, BSA policies or local, state and federal laws. In some cases, local law enforcement may be contacted. All decisions are final and no refunds will be granted.

**Safety and Security:** It is important that all campers familiarize themselves with the emergency procedures for Peaceful Valley Scout Ranch. An emergency can occur at any time without notice. All campers (youth and adults) must wear a wristband issued to them at camp. Please report those without wristbands and staff without ID badges to the Camp Director immediately. Property gates are secured at night between midnight and 5am. Nobody can leave or enter the camp during this time. **While unlikely, the Denver Area Council management reserves the right to enter personal tents, vehicles, or additional belongings to ensure safety and security and State of Colorado Child Care Regulations. Additionally, the Denver Area**



**Council management reserves the right to search any personal belongings that are brought on to DAC property to help ensure safety and security and State of Colorado Child Care Regulations.**

**Leader's Guide:** Have you read the Peaceful Valley and Tahosa High Adventure Base Leader's Guide? It contains helpful information about registration and policies. Most information for Magness Adventure Camp can be found in this Program Guide, but it is helpful to review the Leader's Guide prior to camp. The Leader's Guide can be found at [www.DenverBoyScouts.org/Camps](http://www.DenverBoyScouts.org/Camps)

## Schedule 2019

\*This schedule is subject to change. If changed, a copy will be provided at camp.\*

Day 1		Day 2	
1:30-3:00pm	Check In	7:00-7:55am	Breakfast
4:00pm	Check In Ends	7:55-8:10am	Shelter Flag Ceremony
1:30-5:00pm	Open Activities	8:10-8:20am	Legion Assembly
5:00-5:15pm	Shelter Orientation	8:20-8:30am	Traveling Time
5:15-6:15pm	Dinner	8:30-9:15am	Rotation 1
6:30-6:50pm	Camp-wide Flag Ceremony	9:15-9:30am	Traveling Time
6:50-7:20pm	Ice Cream Social	9:30-10:15am	Rotation 2
7:30-8:45pm	Campfire	10:15-10:30am	Traveling Time
9:00-10:00pm	Quiet Time	10:30-11:15am	Rotation 3
10:00pm	Lights Out	11:15-11:30am	Traveling Time
		11:30-12:15pm	Rotation 4
		12:30-1:30pm	Lunch
		1:30-2:00pm	Free Time <i>*Shooting Ranges and Lake are closed</i>
		2:00-2:15pm	Traveling Time
		2:15-3:00pm	Rotation 5
		3:00-3:15pm	Traveling Time
		3:15-4:00pm	Rotation 6
		4:00-4:15pm	Traveling Time
		4:15-5:00pm	Rotation 7
		5:00-5:15pm	Traveling Time
		5:15-6:00pm	Rotation 8
		6:00-6:15pm	Traveling Time
		6:15-7:15pm	Dinner
		7:15-7:30pm	Shelter Flag Ceremony
		7:30-8:45pm	Evening Activities
		9:00-10:00pm	Quiet Time
		10:00pm	Lights Out

Day 3		Day 4	
7:00-8:00am	Breakfast	7:00-8:00am	Breakfast
8:00-8:15am	Shelter Flag Ceremony	8:00-8:15am	Shelter Flag Ceremony
8:15-8:30am	Traveling Time	8:15-9:45am	Pack Up/Check Out
8:30-9:15am	Rotation 1	9:45am	Camp Closed
9:15-9:30am	Traveling Time		
9:30-10:15am	Rotation 2		
10:15-10:30am	Traveling Time		
10:30-11:15am	Rotation 3		
11:15-11:30am	Traveling Time		
11:30-12:15pm	Rotation 4		
12:30-1:30pm	Lunch		
1:30-2:30pm	Free Time		
<i>*Shooting Ranges and Lake are closed</i>			
2:30-2:45pm	Traveling Time		
2:45-3:30pm	Rotation 5		
3:30-3:45pm	Traveling Time		
3:45-4:30pm	Rotation 6		
4:30-4:45pm	Traveling Time		
4:45-7:00pm	Lake Party		
7:00-7:15pm	Camp-wide Flag Ceremony		
7:15-7:25pm	Traveling Time		
7:25-8:30pm	Scout-led Campfire		
8:30-8:45pm	Traveling Time		
9:00-10:00pm	Quiet Time		
10:00pm	Lights Out		



## Map of Magness Adventure Camp

