


Webelos Weekend



Owl's Nest Leader Outdoor Training

Presented by the Gateway District, DAC BSA

<http://www.gatewaybsa.com/event/2019-gateway-district-webelos-weekend/2503739>

Tahosa High Adventure Base

May 31st thru June 2nd, 2019

WELCOME WEBELOS WEEKEND LEADERS

This leader's guide is provided to assist Webelos Leaders and other adults in the pack to prepare for Webelos Weekend (WW). While we have attempted to provide as much information as possible, you may have additional questions. It is strongly recommended that you attend Gateway District's Roundtables in April and May. Roundtables are the first Thursday of the month, at 6490 Quail St, Arvada, CO 80004 – 7:00 PM

PURPOSE

The purpose of Webelos Weekend is to expose both first and second year Webelos, to the ways and methods of the BSA Scout program, as they participate in various events that are provided by BSA Scout staff members. As the Webelos are going through their events, the adults will be participating in their own program that meets the requirements for Owl's Nest Leaders Outdoor Training. There is other adult training available for those adults who have attended WW previously. See section below.

PREPERATION

1. The cost of this event for all participants is \$39.00.
2. Registration is done on-line at the Denver Area Council Double Knot site.
<http://www.gatewaybsa.com/event/2019-gateway-district-webelos-weekend/2503739>
3. Registration cap is 500 participants. The last date to register is: May 24th, 2019 or when cap is met.
4. It is preferred that Packs register as one unit instead of individually.
5. You will be required to bring your own tents for sleeping. See below for suggested equipment.
6. You will want to have a parent meeting prior to this event to identify drivers and necessary supplies.
7. All meals will be provided, which include; Saturday breakfast, lunch, dinner and Sunday breakfast. Eating utensils and plates will also be provided. Please bring a sack dinner for Friday night. The WW Kitchen is not set up to provide for special menus or food allergies. If you or your Scout has any food allergies or special requirements, bring your own prepared food, which only requires warming in a micro wave. We have cooler space for your food, but no facility to cook it. It must be prepared ready to warm.
8. ALL participants – youth and adult - MUST bring a completed clearly legible BSA Medical Form – Parts A&B plus the Colorado Addendum. Part B does NOT require a Doctor's signature, but needs to be legible – ICE.
9. Each vehicle is to display the parking pass on their dashboard. Form is included in this packet. Carpooling is strongly encouraged.
10. Your Pack will be camping as a group in a designated camp area. You will be assigned an area at check-in.
11. Be sure you know how to set up the various tents that your group will be using. Practice-since you will most likely set up your tents in the dark.

SAFETY ITEMS

1. Each pack MUST be under the leadership of at least **TWO** adults, 21 years of age or older, and have completed the **MOST CURRENT** "BSA Youth Protection Training" course. This course can be taken on line, via the Council website.
2. All drivers transporting Scouts must be 21 or older.
3. All vehicles must have seat belts for each person in the vehicle and be worn.
4. No person shall ride in the cargo area of vans, SUV's or trucks.
5. Only battery-operated lights are to be used in tents-NO FLAMES in tents.
6. Adults will need to bring a pocket knife, no sheath knives. Webelos are to leave their knives at home.
7. No electronic games, or music players are allowed at this event. Phones are for photos only.
8. No alcoholic beverages, fireworks or firearms are allowed at this event.
9. Webelos are not to be at the lake unless with adult supervision.
10. **No cooking and no open fires are allowed in camp.**

11. Latrines are for human waste and toilet paper only. **Talk to your Webelos about sanitation and not throwing objects into the latrines.** A Scout is CLEAN.
12. Rocks, sticks and pine cones are to be left in place on the ground. Soft balls are fine for games.

ARRIVAL

Parking at Tahosa is very limited. Please Carpool

Check-in is at Camp Tahosa between 3:00 PM – 8:00 PM. Please do not arrive prior to this time. It is strongly encouraged that all vehicles from a Pack arrive at the same time for easier check-in.

Upon arrival, staff members will direct you to where you will be camping and help unload your gear. Please bring only what you will need for the weekend. **You will not be parking at your campsite.**

Our friendly BSA Scout Staff will be there to assist with unloading and moving your gear to your assigned campsite. You must have a completed BSA Medical Form Part A & B and CO Addendum, for each Scout and Adult attending, a roster of all participants, and copies of your receipts. Please bring them in a large manila envelope with your Pack number and lead adult written on the front of the envelope to be turned in at registration. (it is recommended to bring a second copy of these forms and keep them in your camp).

While you are setting up, please send only one person from your group to register and pick up your event materials. Our Junior staff members are here to help, so use their experience to help set up your camp. They will also be available to assist in your campsite with some short evening activities for your Webelos while your entire adult group attends the leaders meeting at 9:00 PM in the dining hall.

NOTE: You will be carrying your gear from the drop off to your campsite and our cheerful staff will have a few wagons to assist. You may want to bring a wagon to help move your gear. Please be ready to unload quickly.

UNIFORMS

It is recommended that registered leaders wear their Scout uniforms. They should be worn for Saturday dinner and Sunday church service. Webelos will wear their uniforms only for Saturday dinner and Sunday church service. **Please leave their neckerchief, slide, “colors”, pins and awards at home to lessen the chance of being lost.** All participants are to wear Scouting appropriate shirts (Pack Class B’s preferred) during Saturday events.

WEBELOS TO SCOUT TRANSITION TRAINING

Adults who have been to Webelos Weekend before, can take this break-out training, which will offer extensive insight with your transition from Cubs to BSA Scouts. Sign-up is Saturday morning, when the new adults sign in for Owl’s Nest. Transition training will coincide with the other activities so all participants will complete their programs at the same time. **ALL PARENT ADULT PARTNERS** are required to attend adult training, and **MUST** remain on the Tahosa campus the entire weekend with their pack. Adults and/or Scouts are **NOT** allowed in their Campsite during the daily station and training activities. If you need to retrieve something from your campsite during the day, BSA buddy system is required for adults, and Webelos must be with a BSA Scout Junior Leader. This camp is operated under BSA National YPT requirements, with no exceptions.

SUGGESTED EQUIPMENT – PACK, DEN, or GROUP

The following items are suggested to make your campsite more enjoyable.

Remember you will be carrying this equipment to your campsite, with the help of our friendly STAPH.

It is suggested that you bring a wagon or two wheeled cart to assist in transporting your equipment. You will not be allowed to drive or use motorized carts to your campsite.

- Lantern/flashlights Rope
- Rain canopies (even though it will not rain)
- Camp chairs
- Tents with extra stakes and ground cloths for tents
- Paper towels Wet Ones or waterless hand cleaner

- Trash bags (remember you take your own trash home with you)
- Water containers with water-you will be able to refill.
- Hammers to pound stakes Extra clothing that Webelos or even adults may forget.

REMINDER: NO COOKING IN THE CAMPSITES! NO FIRES IN THE CAMPSITES!

SUGGESTED Equipment – PERSONAL

- Scout uniform shirt-worn at Saturday dinner and Sunday church
- Small back pack to carry personal items during the day-see camping essentials list below
- Rain gear-carried with you at all times
- 2 T-shirts (Class B's preferred), 2 pairs of underwear, 2 pairs of socks, Extra pair of pants
- Warm Sleeping clothes (do NOT wear same clothes worn during the day to sleep in)
- **Foam pad or heavy under blanket, Cold Weather Sleeping bag** (Nights can be in the low 20's), Pillow
- Flashlights with extra batteries
- Stocking cap, gloves (nights can get cool)
- Sweater, sweatshirt, jacket
- Toiletries: soap, toothbrush and paste
- Wash cloth and Towel
- Cup for Cocoa, Coffee or Juice (a cup is provided but bring an extra just in case)

CAMPING ESSENTIALS

These items should be carried with you all the times in your back pack

- First aid kit
- Extra clothing
- Rain gear
- WATER BOTTLE (with water in it!)
- Flashlight
- Trail food
- Map and Compass
- Sun Screen Protection
- Even though included these are in "camping essentials" lists, **Webelos are not to bring matches or knives.** Demonstration knives will be supplied for their Knife and Saw Station activities.

MEDICATIONS

All medications are to be given to parents or leader in charge, and dispensed by them accordingly. The exception being inhalers and Eppy pens which should be carried by the youth.

ADVANCEMENT OPPORTUNITIES TO LEARN and EARN (under the new BSA Program)

Webelos Badge

- Understand and agree to follow the Outdoor Code

Arrow of Light

- Give and explain the Scout Motto, Slogan, Sign, Salute and handclasp.
- With your den, visit at least one Boy Scout oriented outdoor activity.
- Participate in a webelos overnight camp out or day hike.

Activity Badges

Cast Iron Chef	1
Duty to God and You	2a (if attended Sunday Chapel Service)
Camper	5, 7
First Responder	1, 2, 3, 4, 5
Webelos Walkabout	3, 5

Scouting Adventure	6
Aware and Care	1, 2, 3, 4, 5 & 6
Castaway	1a, 1c, 2c, 2g
Into the Woods	1, 2, 3, 7
Whittling Chip	1, 2, 4, 5
Cub Scout Outdoor Activity Award	1, 2, 3, 4, 8 & 10 12 (Outdoor Worship if attended Sunday Service)

ADVANCEMENT OPPORTUNITY COMPLETION

It is the responsibility of the Cubmaster or Den Leader to review the requirements with your Scout to ensure completion and sign-off of the requirements.

CONTACTS

If after reviewing this information you still have questions here are people that can help:

Scoutmaster

Bill Plaehn

303 929-4229

baplaehn@gmail.com

Youth program, patrol assignments, program content, requirements, youth staff

Registration, Special needs, diets

Thea McAdams

theamca@comcast.net

Committee Chair

Ken Kinnard

303-884-4796

k2kinnard@gmail.com

Adult Program and Equipment

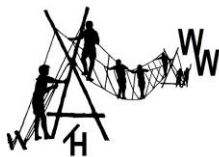
John Beattie

303-422-7079

jvbeatt@q.com

Awards

Bob Burge



SCHEDULE

This is a tentative Webelos Weekend Schedule

Friday

3:00 – 8:00 PM	Check-in and camp set up, bring a sack dinner or eat before leaving
9:00 PM	Adult and Leaders meeting (Please have most adult/partners attend)
10:00 PM	Taps – Lights out – Quiet Please - Courteous

Saturday

6:00 AM	Reveille-Rise and Shine
6:45 AM	Meet at flag pole by the Training Lodge for flag ceremony. Come “prepared” for the day with your day pack. There isn’t time to go back to your campsite after breakfast.
6:55 AM	Breakfast at the Dining Area.
7:50 AM	Assemble for programs-Adults leave for their activities, boys remain.
7:55 AM	All Webelos assemble at the Flag Poles for Patrol Assignments
8:20 AM	WEBELOS PATROLS HEAD DOWN TO THE MEADOW STATIONS
8:30 AM	Morning Station Rotations and Adult Training
11:45 AM	All return to flag pole area for lunch.
12:45 PM	Reassemble for afternoon programs – Webelos to Flag Poles Adults return to Owls Nest.
1:00 PM	Afternoon Station Rotations and Adult Training
4:15 PM	Patrol Evaluation and Station Evaluations
4:30 PM	Programs End - Adults return to the Training Lodge Flag Poles to pick up their Webelos. Webelos and their Patrol Leaders meet at the Flag Poles in the Meadow and return to the Training Lodge Flag Poles together, to meet up with the adults. Webelos will not be allowed to leave the gathering area until picked up by their Parent/Adult Partner
4:30 PM	Free time – Webelos back with Adults – All Webelos must be accompanied by an adult when near the shore and/or around the lake.
6:00 PM	Meet at the Flag Poles for Dinner.
7:00 PM	Meet at the Flag Poles in the Meadow for Flag ceremony followed by campfire
7:15 PM	Campfire at the Council Ring.
8:30 PM	All packs return to their campsite.
9:00 PM	Adult and Leaders meeting at the Training Lodge
10:00 PM	Taps – Lights out - Quiet Please - Courteous

Sunday

7:00 AM	Reveille-You get to sleep in later. Start packing
7:50 AM	Assemble at flags for ceremony followed by breakfast - continue to pack
9:30 AM	Chapel – remember the 12 th point of the Scout Law- A Scout is Reverent.
10:30AM	Check out, pack up Camp and Drive home Safely - Thank you for coming!

After check-out, you are free to explore the camp and lake, and then have a safe trip home.

2017 GATEWAY WEBELOS WEEKEND UNIT ROSTER

PACK# _____

Leader Name: _____

Phone # _____

Please Print-Youth

Please Print-Adults

1. _____

1 _____

2. _____

2 _____

3. _____

3 _____

4. _____

4 _____

5. _____

5 _____

6. _____

6 _____

7. _____

7 _____

8. _____

8 _____

9. _____

9 _____

10 _____

10 _____

11 _____

11 _____

12. _____

12 _____

13 _____

13 _____

14 _____

14 _____

15 _____

15 _____

16 _____

16 _____

17 _____

17 _____

18 _____

18 _____

19 _____

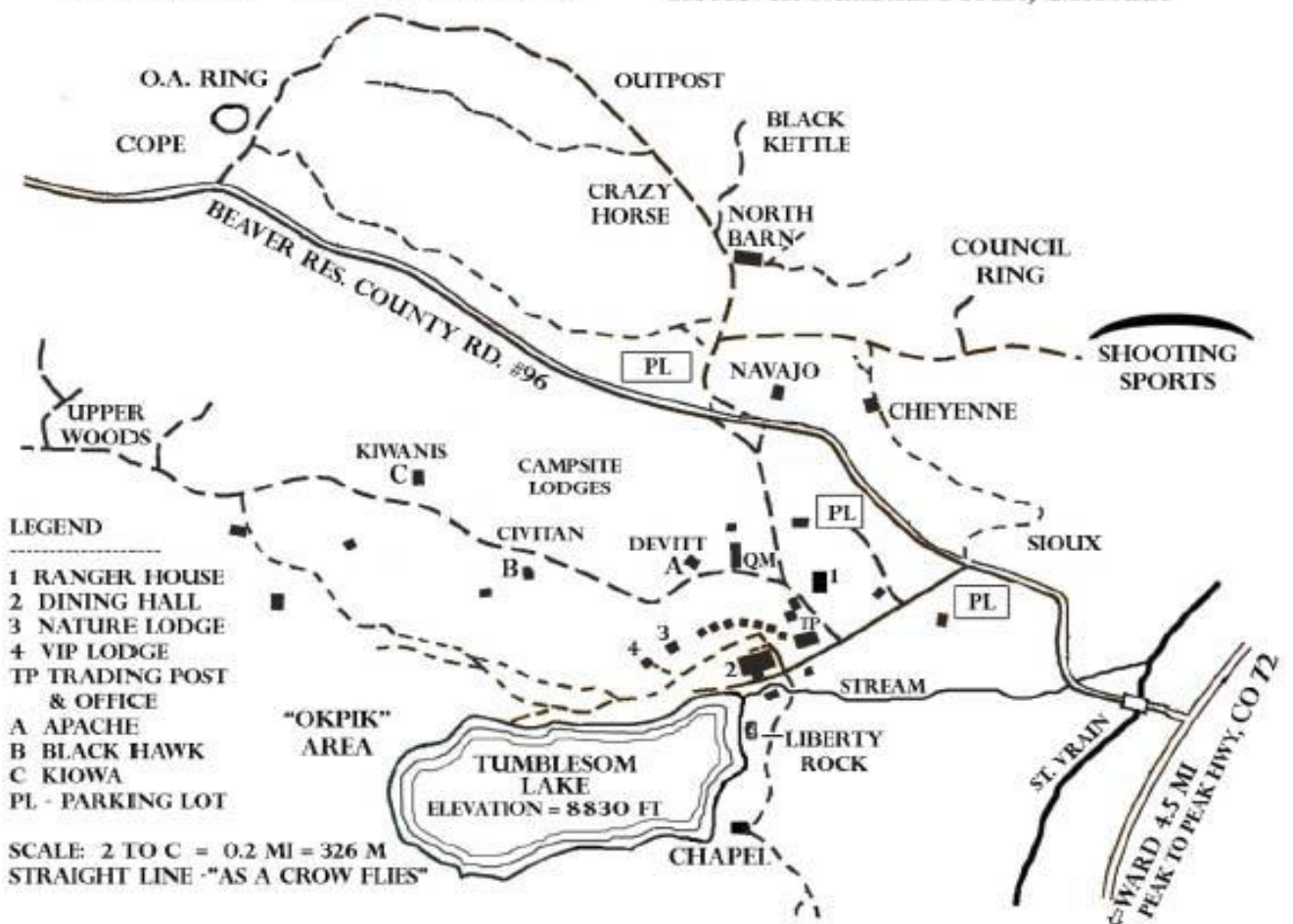
19 _____

20 _____

20 _____

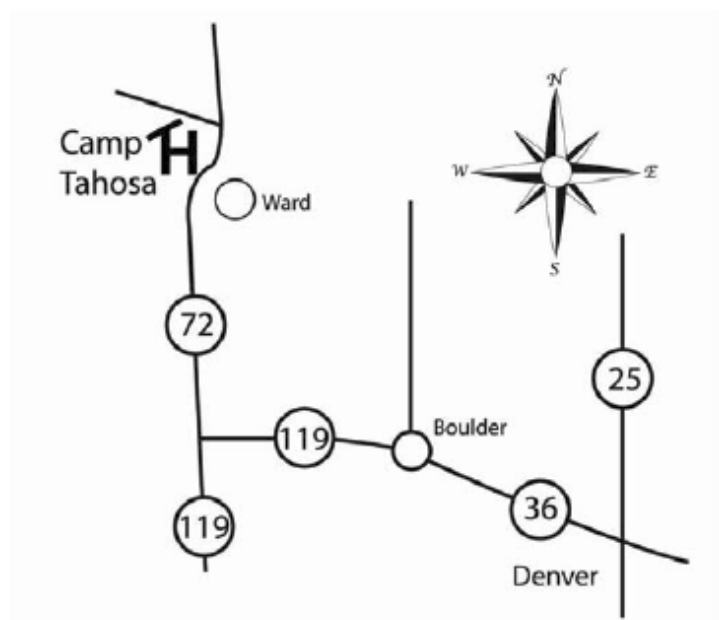
CAMP TAHOSA

DENVER COUNCIL, BSA
Roosevelt National Forest, Colorado



How to Get to Tahosa

To access Camp from Denver. Drive northwest to Boulder, Colorado. Take Canyon Boulevard or Arapahoe Avenue west, the streets eventually merge into CO 119. Continue west into Nederland. In Nederland, turn north on CO 72. You will pass the outskirts of Ward, Colorado. 4.5 miles beyond Ward, turn off CO 72 west onto county road to Camp Tahosa. There is a sign for Camp Tahosa on CO 72, but it appears quickly so be on the lookout for the sign. Drive time: 1-½ hours.



Camp Tahosa

173 County Road # 96
Ward, Colorado 80481
(303) 440-4040

**PARKING PASS
DISPLAY ON DASHBOARD**

GATEWAY DISTRICT

WEBELOS WEEKND

UNIT #_____

DRIVER'S NAME _____

**PARKING PASS
DISPLAY ON DASHBOARD**

GATEWAY DISTRICT

WEBELOS WEEKND

UNIT #_____

DRIVER'S NAME _____

**PARKING PASS
DISPLAY ON DASHBOARD**

GATEWAY DISTRICT

WEBELOS WEEKND

UNIT #_____

DRIVER'S NAME _____