

# Tahosa High Adventure Base EaglePoint

"Year of the Mountain Lion"



## 2019 Program Guide



BOY SCOUTS OF AMERICA®  
DENVER AREA COUNCIL

Updated 2/17/19

# **EaglePoint Program Guide**

## Table of Contents

Welcome to Tahosa High Adventure Base .....	3
Welcome from the Program Director .....	4
Additional Camping Department Contacts: .....	4
About Camp Tahosa.....	5
Scouts BSA 11-Day Meetings & Camp Paperwork Submission .....	6
Check-In at Camp Tahosa .....	7
Check Out.....	8
Family Night .....	9
Trading Post.....	9
Suggested Packing List .....	10
Youth Protection Information .....	11
In An Emergency.....	12
Program Information .....	13
Monday-Friday Schedule.....	14
Evening Activities.....	15
Tahosa Program Overview .....	16
Staff-Led Merit Badges and Classes .....	16
Staff-Led Merit Badge Schedule .....	17
Rank Advancement Programming .....	23
Merit Badge Registration Dates .....	24
<i>Online Registration</i> .....	25
Troop-Led Merit Badges .....	26
POLAR PENGUIN!.....	26
Leader's Guide .....	26
Need Gear for Summer Camp? .....	26
Wednesday Troop Day.....	27

# **EaglePoint Program Guide**

## Welcome to Tahosa High Adventure Base

Welcome to the 2019 EaglePoint Program Guide. In the coming months leading up to your summer camp stay, there will be many meetings, new Scouts, new skills learned, and a build-up of excitement. All of this will lead to the highlight of many of your Scout's year; a week at summer camp with their friends, making new friends, and the making of lifetime memories.

**"A week of camp life is worth six months of theoretical teaching in the meeting room."  
-Lord Robert Baden-Powell**

The objective of a Tahosa's summer camp is to prepare each Scout to make ethical and moral choices over their lifetime by instilling in them the values of the out-of-doors through learning, experiencing, and applying their Scouting skills.

Tahosa is one of the best Scout camps in the country and we are a Nationally Accredited Camp by the Boy Scouts of America. Tahosa was also recognized as one of the top eight camps to attend in the 2017 Boy's Life magazine. Here the Scouts can excel in furthering their Scouting ideals, embodying enthusiasm, and receive the best program possible. These traits, paired with the scenic Colorado landscape, create countless, memorable adventures for Scouts and Scouters.

To help you prepare your Scouts and leaders for this great experience, we have put together this Program Guide to help to get ready for camp and the day-to-day operations. Please also take a look at our PV and Tahosa Leader's Guide. It is our hope that everything your troop needs to know prior to coming to Tahosa can be found in these resources.

My name is Toni Lyman and I am honored to return as your 2019 Camp Director. I have a Masters in Curriculum Design with 30 years of teaching 6-8 grade science and math. I have been a Scouter since my son was a Webelo. Since becoming a Scouter, I have worked or helped with Okpik and Klondike, taught the First Aid Merit Badge, attended Outdoor Leader Training, served as the Tahosa Camp Director in 2015 and 2016, planned week-long canoe trips, and served as Scoutmaster for summer camp and troop outings. My husband, Marc and I have lived at Tahosa for over 10 years. The camp staff and I are looking forward to working with you and your troop this summer at Tahosa High Adventure Base.

Thank you for your decision to join the Denver Area Council and the Camp Tahosa family for your summer camp experience. We are proud to be a part of your troop's summer plans and we look forward to seeing you in our little piece of paradise.



See you at Tahosa!

Tonia Lyman

Camp Director

[Tonia.Lyman@Scouting.org](mailto:Tonia.Lyman@Scouting.org)

303-440-4040



# **EaglePoint Program Guide**

## Welcome from the Program Director

Hello! My name is Sasha Newby, and I will be serving as EaglePoint Program Director for Tahosa High Adventure Base for the 2019 season! I started my summer camp staffing experience in 2015 at Peaceful Valley Scout Ranch as an Area Director but fell in love when I came to Tahosa as the EaglePoint Lead/Commissioner last year. I am currently studying Art Education at the University of Northern Colorado thanks to the Madden Merit Scholarship from the Denver Area Council. I also have been a Resident Assistant for my school for the past two years as well!

This summer, Tahosa High Adventure Base is going to be a place that transports you to another world. Come escape to the jungle with us as we undertake our Safari adventure throughout the week as you go through merit badges and explorations with night time C.O.P.E. and our other open specialty areas! Keeping up with tradition, we will wrap up at the end of your visit with our lake party celebration fit for true adventure enthusiasts! This year we have opened some new territory with merit badges like photography, fly fishing, and more! We need all the explorer expertise we can get this summer as we take on our journey, so grab your gear, bring a camera, and come ready for an adventure! I'm ready for our summer shenanigans to begin!



See you at Tahosa!

Sasha Newby

EaglePoint Program Director

Sasha.Newby@Scouting.org

## Additional Camping Department Contacts:

<b>Tahosa High Adventure Base:</b> Tahosa Office: 303-440-4040 Camp.Tahosa@Scouting.org 173 County Road 96 Ward, CO 80481	<b>Registration:</b> Camping Registrar MaryAnn Romero MaryAnn.Romero@Scouting.org 720-266-2111
 <b>Tahosa High Adventure Base:</b> Ranger Marc Lyman Marc.Lyman@Scouting.org 303-440-4040	 <b>Camping Department Support:</b> Camping Specialist John Braselton John.Braselton@Scouting.org 720-266-2128

# **EaglePoint Program Guide**

## About Camp Tahosa

Tahosa High Adventure Base is located on the Front Range of the Rocky Mountains at nearly 9,000 feet in elevation, making it among the highest Scout camps in the United States. The land of Tahosa, is on the edge of a life zone that supports permanent habitation, but as one passes above timberline, man and other wildlife are only infrequent visitors. The camp consists of 320 acres of mountain terrain, and sits northwest of Boulder, Colorado and about 60 miles northwest of Denver, Colorado and 2.5 miles north of the town of Ward.

Driving into the entrance of Camp Tahosa, one senses a change, passing through a boundary between city life and the great outdoors. The Tahosa sign marks this transition, proudly hanging in grand style atop a large log gateway. Five unique programs run out of Tahosa High Adventure Base during the summer months: EaglePoint, Alpine Adventure, Sawtooth, Tahosa Mountaineers and National Youth Leadership Training.



## History of Tahosa

Legend has it that long ago a Ute Chief, Ogallala, sent his only son, Tahosa in search of new lands. He discovered the magnificent peaks and valleys that today we know as the Indian Peaks Wilderness Area. The Utes inhabited this region for a long time with very little interference other than the occasional trapper or settler.

The first owners of our parcel were Frances M. Edmondson and Silas T. Tumbleson, who purchased neighboring parcels in 1899. In 1917, Tom Hussie purchased the property from Martha Tumbleson for one dollar including the water rights, lake, and all buildings.

The Hussies continued running the fishing resort until August 1929 when they sold it to Mel Gelwicks. Mel Gelwicks built the first stone buildings on the property.

In May 1931, Stoney Point Lodge on Tumbleson Lake became a mountain resort that included fishing, a dance hall, dining room, and rental cabins. However, the great depression was a tough time to be running a recreational resort and Mr. Gelwicks sold Stony Point Lodge back to Lulu Hussie in 1933.

In May 1938, the Denver Area Council purchased the property, and Stony Point Lodge became Denver's Rocky Mountain Scout Camp. During its first decade of operation as a Scout camp, the property went through a variety of changes. First construction of the rustic campsites, as well as the first campfire ring. Then building of the different program areas, and finally in 1942 the name of the camp changed from Denver's Rocky Mountain Scout Camp to Camp Tahosa.

During the decade between 1948 and 1961, Camp Tahosa grew dramatically. This was a great time in the history of the camp. By 1955, Tahosa had exceeded the stated capacity of 1,600 boys per season, out-growing the available space. In 1961, the Denver Area Council purchased the land for Peaceful Valley Scout Ranch in Elbert County and began slowly relocate the primary summer camp operation to the larger camp. This process continued steadily through 1981, when the last summer of a traditional summer camp was held at Tahosa.

From 1981 until today, the Denver Area Council has changed the nature and scope of programs at Tahosa. Our goal has been to maximize the use of the land, while at the same time giving it time to rest and rejuvenate. Camp Tahosa is used for summer camp, weekend camping, training sessions, and high adventure operations including COPE and Okpik.

# **EaglePoint Program Guide**

## Scouts BSA 11-Day Meetings & Camp Paperwork Submission

Due to new State of Colorado Child Care Facility requirements, all paperwork for youth and adult campers **MUST** be turned into the Council 11-days prior to the camper's arrival at the camping facility. At this meeting, the Camp Administration will be present from each camp to include Camp Directors, Health Officers and Food Service Managers. Additionally, the Camping Registrar will be present to take any remaining fees. You can also ask questions about camp at this meeting.



Links to all forms can be found on each camp's website page on the right-side bar.

[www.DenverBoyScouts.org/Camps](http://www.DenverBoyScouts.org/Camps)

### Youth Camper Paperwork Checklist (Each Camper)

- ☐ BSA Medical Form Parts A, B and C
- ☐ Copy of health insurance card
- ☐ Colorado Addendum: Immunizations
- ☐ Colorado Addendum: Contract to Carry (for those that carry emergency medications)
- ☐ **NEW Colorado Addendum: Additional Information**
- ☐ Medication Administration chart filled out (if applicable)
- ☐ Special Diet Request form (if applicable)

### Adult Camper Paperwork Checklist (Each Camper)

- ☐ BSA Medical Form Parts A, B and C for adults at camp for a total of more than 72 hours for the week (If you come every day, and leave every night you still need part C.)
- ☐ BSA Medical Form Parts A & B for Magness and WEST adults and Scouts BSA adults who are staying less than 72 hours for the entire week.
- ☐ Copy of insurance card
- ☐ Respective camp Adult Leader Reference Form
- ☐ Special Diet Request Form (if applicable)

### Whole Unit Paperwork Checklist

- ☐ Swim Classification Record (if done prior to camp)
- ☐ Unit roster for youth and adults attending
- ☐ Check (made out to Denver Area Council) for any unpaid registration fees

Camp Date	11 Day Meeting	Suggested Postmark Date if Mailing Paperwork
June 9-15	May 29	May 20
June 16-22	June 5	May 27
June 23-29	June 12	June 3
June 30-July 6	June 19	June 10
July 7-13	June 26	June 17
July 14-20	July 3	June 24
July 21-27	July 10	July 1

All meetings are at the Hamilton Scout Headquarters (10455 W. 6<sup>th</sup> Ave, Denver, CO 80215) and are from 5:30-7:30 in a drop-in style meeting.

### Can't Make the Meeting?

Mail your paperwork to:

Summer Camp Paperwork  
10455 W. 6<sup>th</sup> Ave, Suite 100  
Denver, CO 80215

**DO NOT MAIL PAPERWORK  
DIRECTLY TO THE CAMP!**

**Questions? John Braselton, Camping Specialist**  
[john.braselton@scouting.org](mailto:john.braselton@scouting.org) 720-266-2128

# **EaglePoint Program Guide**

## Check-In at Camp Tahosa

- **Check in**
  - Please plan to arrive at Tahosa between 1:00 and 2:00 pm. Please do not arrive before 1:00 pm and if you need a different check in time, please email [Tonia.Lyman@Scouting.org](mailto:Tonia.Lyman@Scouting.org). Please park in the lower parking lot, which is the second entrance on the left. The camp staff will meet you and your Scouts.
- **First Day at Tahosa**
  - Staff will meet and greet you in the lower parking lot (second left off of CR 96) where they will escort you to your campsite
  - Start your campsite set-up and the camp host staff will then take you to the flagpole for a picture. At this time **please bring all medications, this includes prescription and over the counter, and any other paperwork with you.**
  - Med forms will be returned to the Scoutmaster and the Scouts will start their medical recheck.
  - Swim checks and a tour of Tahosa will follow.
  - There will be a Scoutmaster and SPL meeting after check-in. Please plan to attend for important information.
  - **All persons on property are required to attend the Safety and Security Talk on the first day.** This talk will follow dinner on Sunday so please have the troop stay around the dining hall and they will be instructed on what to do.
- **Merit Badge Schedules**
  - Please print off your merit badge schedules from Doubleknot. We are unable to print and produce copies at camp.
  - Changes, if needed will be worked out at the Scoutmaster and SPL meeting.
- **Visitors and Late Arrivals**
  - **All** visitors (including day-only visitors and merit badge counselors who are only up for the day) must check-in at the Welcome Center or the Medical Lodge upon arrival.
  - Visitors are required to pay for meals during their visit.
- **Safety and Security**
  - **All** campers and adults must wear a wristband for identification while they are at Tahosa for their week stay.
  - The property gates are secured at night between 10:00 pm and 5:00 am. Nobody can leave or enter during this time.

## Sunday Schedule

1:00-4:30 pm	Meet Camp Host, Set-Up Camp, Troop Photo, Medical Re-check, Swim-Check, and Camp Tour
4:30-5:30 pm	Scoutmaster and SPL Meeting
5:50-7:00 pm	Flags, Dinner
7:10-7:30 pm	Safety & Security Talk Meet in the Upper Parking Lot
7:30-8:00 pm	Chapel
8:00-9:00 pm	Opening Camp Fire



# **EaglePoint Program Guide**

## Check Out

Breakfast will be served at the dining hall between 7:00-8:00 am Saturday morning. Troops can pack up equipment before and after breakfast. Remember that another troop will be using the campsite after you have leave, so please be courteous to your fellow Scouts and leave the campsite in excellent conditions. Units will need to complete the following tasks listed below:

### Check-out Process:

- Saturday morning **clean** your campsite: Patrol lines, latrine, sweep lodge, fill wood box
- Vehicles may be moved to the campsite for packing of personal and troop equipment
- Campsite inspection with camp host
- Camp host will then radio the Camp Director and Program Director for final paperwork availability

### Check-out packet will contain the following:

- Merit Badge completion reports-NCR copies
  - Note-each Scoutmaster should review all records, discrepancies are best corrected by the Area Directors, rather than once you are home
- Camp patches will be issued
- Any certification cards i.e.: Totin' Chit & Firem'n Chit
- Troop medication will be handout by the Health Officer at the Health Lodge

## Check-Out Schedule

6:45-7:00 am	Flags and Daily Information
7:00-8:00 am	Continental Breakfast
8:00-9:30 am	Campsite clean-up
	Scoutmaster final check out at the Welcome Center
	Medication Pick up at the Health Lodge





# EaglePoint Program Guide

## Family Night

Family and friends are welcome to come and visit on Friday night! **Please inform the Camp Director or designee by Sunday dinner of the number of visitors attending.** Visitors should plan to arrive between 4:00 pm and 6:00 pm and stay through campfire which ends around 9:00 pm. Friday night is the beach party with a **"Jungle Theme"**. We ask that all family members sign-in at the Welcome Center for security reasons. The cost of dinner is \$8.00 per person. Tickets can be purchased at the Trading Post and a **wristband** will be provided to all participants that pay. The wristband is your ticket to the dining hall to join us for the meal. Families that wish to stay overnight are welcome but must bring their own gear. They must also have Medical Form Parts A & B. **No campers or trailers.** If staying overnight, the fee is \$20 per person and includes Friday dinner and Saturday breakfast.



### Family Night Schedule

Time	Activity	Location
4:00-6:00 pm	Check-in/buy meal tickets	Welcome Center/Trading Post
6:00-7:30 pm	Dinner/Beach Party	Dining Hall and Waterfront
7:00-8:00 pm	Trading Post	Trading Post
8:00-9:00 pm	Closing Campfire	Amphitheater/meet at flag pole



## Trading Post

Our trading post will be able to help supply you with most of your needs while at Tahosa. We have kits for working on certain merit badges, camping gear, knives, souvenirs, and Tahosa apparel. Most Scouts find \$50-\$100 covers their program fees, souvenirs, and snacks for the week. The trading post accepts most major credit cards, personal checks and cash. Hours will be posted at camp. Below are some of the class kits and fees.

ITEM	MERIT BADGE	PRICE not including tax
Archery Fee and Kit	Archery	\$10.00
Basketry MB Kit	Basketry	\$10-15.00
Climbing Fee	Climbing	\$15.00
COPE Fee	COPE	\$15.00
First Aid Fee	First Aid	\$5.00
Fishing Fee	Fishing	\$15.00
Fly-Fishing Fee	Fly-Fishing	\$15.00
Kastmaster	Fishing	\$6.00
Power Bait	Fishing	\$6.00
Indian Lore Kits	Indian Lore	\$10-15.00
Leatherwork Kits	Leatherwork	\$10-15.00
Compasses	Orienteering	\$5-10.00
Pioneering Fee	Pioneering	\$5.00
Wilderness First Aid Cert	Wilderness First Aid	\$40.00
Emergency Blanket	Wilderness Survival	\$3-5.00
Wood Carving Kit	Wood Carving	\$15.00
Totin' Chit Card	Totin' Chit	\$5.00
Firem'n Chit Card	Firem'n Chit	\$5.00

# **EaglePoint Program Guide**

## **Suggested Packing List**

### Recommended Troop Equipment

- ☐ American/State/Troop/Patrol flags
- ☐ Propane lanterns and fuel
- ☐ First Aid kit
- ☐ Lock box for money and valuables
- ☐ Troop Library
- ☐ Ground tarps
- ☐ Coolers
- ☐ Cots/Pads
- ☐ Camp Chairs
- ☐ "Talk About Radios" for adults
- ☐ Troop Tents
- ☐ Pop up tents or garage shelters

### Recommended Personal Equipment

- ☐ Cot or sleeping pad
- ☐ Pillow
- ☐ Alarm clock
- ☐ Warm sleeping bag
- ☐ Fleece liner
- ☐ 3-5 t-shirts
- ☐ 1 long sleeve shirt
- ☐ BSA Field Uniform
- ☐ Fleece and/or sweater
- ☐ Outer jacket
- ☐ 1 -2 pairs long pants
- ☐ 3-4 pairs shorts
- ☐ 6-8 pairs of socks
- ☐ 7 pairs of underwear
- ☐ Pajamas
- ☐ Swimsuit and goggles
- ☐ Towel
- ☐ Rain gear head to toe (poncho not adequate)
- ☐ Hat (broad brim is best)
- ☐ Belt
- ☐ Hiking Boots (broken in before camp)
- ☐ Sneakers
- ☐ Day pack
- ☐ Water bottle
- ☐ Headlight or flashlight
- ☐ Pocketknife
- ☐ Insect repellent
- ☐ Sunscreen **WITH YOUR NAME ON IT!**
- ☐ Sunglasses
- ☐ Notebook/pens/pencils
- ☐ Personal first aid kit
- ☐ Toiletry kit (toothbrush, toothpaste, shampoo, soap, **DEODORANT**)
- ☐ Scout handbook
- ☐ Medications in original container
- ☐ Small camera
- ☐ \$50-\$100 for trading post
- ☐ 10 Essentials

### **What to Leave at Home**

- ☐ Firearms, BB guns, ammunition, archery equipment, sheath knives
- ☐ Valuables and irreplaceable items
- ☐ Electronic games, music players
- ☐ Items (including clothing) with inappropriate slogans or logos. (The camp deserves the right to define what is inappropriate.)
- ☐ Pets
- ☐ Any tobacco products including vaporizers
- ☐ Alcohol and illegal drugs
- ☐ Fireworks
- ☐ Excessive amounts of candy and sugar

**PLEASE LABEL ALL  
ITEMS WITH YOUR NAME  
AND TROOP NUMBER**

## Youth Protection Information



**It is required that all adults attending camp have taken the Youth Protection Training.**

Colorado Law and BSA policy mandates that camp staff, adult volunteers and all other members of the Boy Scouts of America are mandatory reporters of suspected child abuse and neglect. Abuse can include adult on youth and youth on youth contact.

While we do not wish or anticipate any abuse to occur at camp, in rare instances it happens. Please follow the guidelines below.

### **If you suspect child abuse or neglect at summer camp:**

You are a mandated reporter as a member of the Boy Scouts of America. You must take the following steps. You may not designate someone else to do this for you. Child abuse or neglect suspicions can be from home (and noticed while at camp) or can occur at camp from adult on youth or youth on youth scenarios.

- 1. Ensure that everyone is safe before doing anything.**
- 2. Notify the Camp Director and/or Ranger immediately.** They can assist you in this process, but you must still make the report.
- 3. Notify the local Law Enforcement Agency**  
Camp Tahosa: Boulder County Sheriff's Office 303-441-4444 or 911
- 4. Notify the Colorado Department of Human Services.** 844-CO-4-KIDS
- 5. Notify the Boy Scouts of America.** SCOUTS FIRST Helpline 844-726-8871

The Denver Area Council, Boy Scouts of America operates summer camping programs that are licensed by the Colorado Department of Human Services. The license indicates that the program has met the required standards for the operation of a child care facility. The current license and most recent inspection is available for review in the camp office at both Camp Tahosa, Peaceful Valley Scout Ranch and the Council Service Center.





Additionally, if you would like to file a complaint about Tahosa High Adventure Base (License #25517) as it relates to Colorado Child Care Facility regulations, please contact the Colorado Department of Human Services, Office of Early Childhood at 303-866-4511.

We all play a role in preventing **child abuse and neglect.**



**1-844-CO-4-KIDS**  
(1-844-264-5437)

# IN AN EMERGENCY WHEN YOU HEAR IT. DO IT.

 <p><b>Lockout</b></p>	<p><b><u>LOCKOUT! SECURE THE PERIMETER!</u></b>  <b>RADIO/STAFF ANNOUNCEMENT ONLY. NO SIREN.</b></p> <ul style="list-style-type: none"> <li>• Hikes/Cycling return to main camp area.</li> <li>• Do not travel between upper and lower camp.</li> <li>• Nobody can leave the property.</li> <li>• Property gates are locked.</li> <li>• Business as usual.</li> </ul>
 <p><b>Lockdown</b></p>	<p><b><u>LOCKDOWN! RUN! HIDE! FIGHT!</u></b>  <b>SHORT WAVY SIREN. (Flat “Evacuate Area” siren for all clear, assemble)</b></p> <ul style="list-style-type: none"> <li>• If possible, attempt to move away from threat by running into woods with a buddy or small groups.</li> <li>• If running is not possible, find a place to hide. Lock doors, turn off lights, stay silent and out of sight.</li> <li>• As a <b><u>last resort</u></b> and only if your <b><u>life is in danger</u></b>, do what you can to protect yourself.</li> </ul>
 <p><b>Evacuate</b></p>	<p><b><u>EVACUATE AREA! REPORT TO ASSEMBLY POINT!</u></b>  <b>FLAT LONG SIREN.</b></p> <ul style="list-style-type: none"> <li>• Gather nearest personal belongings.</li> <li>• Report to the <b>Upper Parking Lot</b>. If unavailable, secondary location: Lower Parking Lot</li> <li>• <b>STAY OFF THE ROADS. USE TRAILS.</b></li> <li>• Group with unit.</li> <li>• Remain silent and follow directions.</li> <li>• <b>UNIT LEADER</b> take roll of unit, report using card system.</li> </ul>
 <p><b>Shelter</b></p>	<p><b><u>SHELTER!</u></b>  <b>HEAVY RAIN/HAIL – RADIO/STAFF ANNOUNCEMENT – No Siren.</b></p> <ul style="list-style-type: none"> <li>• Take shelter in nearest building or tents. Stay inside, or undercover.</li> <li>• Do not walk in open areas.</li> </ul> <p><b><u>LIGHTNING/THUNDER STORM - RADIO/STAFF ANNOUNCEMENT – No Siren.</u></b></p> <ul style="list-style-type: none"> <li>• Take shelter in nearest building. Stay inside, or under cover.</li> <li>• Do not walk in open areas –return to main camp area.</li> </ul>



# Program Information



# **EaglePoint Program Guide**

## Monday-Friday Schedule

Time	Monday	Tuesday	Wednesday	Thursday	Friday
6:30-6:40	BREAKFAST PICK UP FOR CAMPSITE COOKING				
6:45-7:00	FLAGS & INFORMATION FOR THE DAY				
7:00-8:00	BREAKFAST				
8:00-8:30	GET READY FOR THE DAY		TROOPS PACK THEIR OWN SACK LUNCH AT THE DINING HALL		GET READY FOR THE DAY
8:30-10:00	MERIT BADGE SESSION 1		TROOP DAY-HIKING OFF PROPERTY, COPE, ARCHERY, AQUATICS, SOCCER		MERIT BADGE SESSION 1
10:00-10:20	PASSING PERIOD				PASSING PERIOD
10:20-11:50	MERIT BADGE SESSION 2				MERIT BADGE SESSION 2
11:50-12:10	PASSING PERIOD				PASSING PERIOD
12:00-12:15	FOOD PICK UP FOR CAMPSITE COOKING				FOOD PICK UP FOR CAMPSITE COOKING
12:30-1:30	LUNCH				LUNCH
1:30-2:00	TRADING POST OPEN				TRADING POST OPEN
2:00-3:30	MERIT BADGE SESSION 3				MERIT BADGE SESSION 3
3:30-3:50	PASSING PERIOD				PASSING PERIOD
3:50-5:20	MERIT BADGE SESSION 4				MERIT BADGE SESSION 4
5:20-5:40	FOOD PICK UP FOR CAMPSITE COOKING				
5:20-5:50	FREE TIME/PREPARATIONS FOR DINNER				
5:50-6:00	FLAGS & INFORMATION				
6:00-7:00	DINNER				
7:00-7:30	TRADING POST OPEN				
7:30-9:30	EVENING PROGRAM				
9:30-10:00	TROOP TIME				
10:00	LIGHTS OUT/QUIET TIME				

\*This schedule is subject to change. A final schedule will be handed out at check-in.

# **EaglePoint Program Guide**

## Evening Activities

Evening are utilized at the end of each day to bring the camp together for a rendezvous or to allow units time to connect and relax after a long day of Scouting.

Below you will find the evening program schedule.



<b>Sunday</b> <b>7:00-9:30 pm</b>	<b>Safety &amp; Security Talk</b> -Meet in the Upper Parking Lot <b>Chapel</b> - Non-denominational services <b>Opening Camping</b> -The staff puts on this entire campfire program, so sit back, relax and enjoy the view of Tumbleson Lake at our campfire amphitheater. <b>Sunday Sundae</b> -After the campfire come and meet the staff and enjoy a bowl of ice cream before return to your campsite.
<b>Monday</b> <b>7:00-10:00 pm</b>	<b>Open Activities Night</b> 7:00-7:30 Trading Post Open 7:00-9:00 Open Lake and Archery (sunlight dependent) 7:00-9:00 Branding by the Chapel walkway (under the pavilion). Items for branding are available in the Trading Post 8:15-10:00 Night Time COPE <b>Meet at the flagpole</b> (half of the camp, assigned by the Program Director at Sunday's meeting)
<b>Tuesday</b> <b>7:00-9:30 pm</b>	7:00-7:30 Trading Post Open <b>Wilderness Survival</b> -Scouts who are taking Wilderness Survival will be doing Outpost. These Scouts need to meet at the <b>flagpole</b> at 7:00 to depart for Outpost. <b>Troop Time</b> -This evening troops are encouraged to have their own campfire, invite another troop to join, sing songs, perform skits, or just bring fixings from home to make smores.
<b>Wednesday</b> <b>7:00-10:00 pm</b>	<b>Open Activities Night</b> 7:00-7:30 Trading Post Open 7:00-9:00 Open Lake and Archery (sunlight dependent) 7:00-9:00 Branding by the Chapel walkway (under the pavilion). Items for branding are available in the Trading Post 8:15-10:00 Night Time COPE <b>Meet at the flagpole</b> (half of the camp, assigned by the Program Director at Sunday's meeting)
<b>Thursday</b> <b>7:00-9:30 pm</b>	7:00-7:30 Trading Post Open 7:30-9:30 Popcorn and a Movie
<b>Friday</b> <b>7:00-9:00 pm</b>	7:00-7:30 Trading Post Open 7:45-9:00 Closing Campfire-This campfire will wrap up the week, remind us of the great times we have had and reflect on the week. This is a staff-led campfire, so sit back and relax!



# **EaglePoint Program Guide**

## **Tahosa Program Overview**

The goal for EaglePoint is for the Scout to learn new skills, enjoy the out-of-doors, meet new friends, and make memories that will last a lifetime.

EaglePoint is designed for the Scout that would like to work on merit badges. Merit badges are important at Tahosa, but keep in mind there are many other activities in camp that are also beneficial for Scouts. At camp, the staff is committed to delivering quality merit badge sessions where Scouts complete the requirement as stated. Our goal is that Scouts have fun and learn at the same time. Some of our pre-requisites are written work or items that can be completed at home prior to camp.



Troops may bring in their own merit badges counselor(s) and teach other merit badges that the staff is not offering this year.

EaglePoint offers merit badges for the Scouts that have just crossed over and working on rank advancement. Tahosa does not offer a specific "Trail to Eagle" program at summer camp. We encourage the Scouts to sign up for merit badges and other activities that will assist in earning rank advancement. Please see the list of recommended merit badges that will help a Scout earn rank advancement.

Wednesday is the troop design their own day. Tahosa staff will also offer activities that will help you plan the day.

## **Staff-Led Merit Badges and Classes**

Merit badge sessions are primarily 90 minutes and two are held in the morning starting at 8:30 and 10:20. There are two afternoon sessions 2:00 and 3:50. Session sizes vary based on equipment, safety requirements and the effective size for the skill to be learned. Most sessions are limited to 12 scouts.

At the end of your camp week, Tahosa will provide your unit with NCR forms for each merit badge that summarizes attendance and the completion status of your Scouts. These forms are given to the Scoutmaster at check out. On Wednesday a copy of the NCR will be given for the Scoutmaster to start looking at where the Scouts are on that specific merit badge. **We do not issue and cannot sign "Merit Badge Blue Cards".**

If you are a merit badge Counselor and would like to help instruct, please let the Camp Director or Program Director know at check-in.



# **EaglePoint Program Guide**

## Staff-Led Merit Badge Schedule

Merit Badge	Days	Session 1	Session 2	Session 3	Session 4	Fee
Archery	M,T,TH,F	12	12	12	12	\$10 Fee
Art	TH,F			12		
Basketry	M,T,TH,F			12	12	\$10-15.00
Canoeing	M,T,TH,F	14	14	14	14	
Climbing	M,T,TH,F	12	12	12	12	\$15.00
Communication	M,T			12		
Communication	TH,F				12	
COPE	M,T,TH,F	16	16	16		\$15.00
Emergency Prep	M,T,TH,F				12	
Environmental Sci.	M,T	12	12			
Environmental Sci.	TH,F			12	12	
First Aid	M,T			12	12	\$5.00
First Aid	TH,F	12	12			\$5.00
Fish & Wildlife Management	M,T,TH,F		12			
Fishing	M,T,TH,F			12		\$15.00
Fly Fishing	M,T,TH,F	12				\$15.00
Forestry	M,T				12	
Forestry	TH,F		12			
Indian Lore	M,T,TH,F			12		\$10-15.00
Kayaking	M,T,TH,F		8		8	
Leatherwork	M,T,TH,F	12				\$10-15.00
Mammal Study	TH,F			12	12	
Orienteering	M,T		12			\$5-10.00
Orienteering	TH,F	12				\$5-10.00
Photography	M,T,TH,F	12				
Pioneering	M,T,TH,F		12	12		\$5.00
Rowing	M,T,TH,F	12		12		
Weather	M,T				12	
Weather	TH,F			12		
Wilderness First Aid	M,T,TH,F			12		\$40.00 Cert.
Wilderness Survival	M,T	12		12		\$5.00
Wood Carving	M,T,TH,F		12			\$10-15.00
Totin' Chit & Firem'n Chit	M,T	12	12			\$5.00

Please note: On occasion additional merit badges not listed here will be offered at camp. If available, we will notify you at the Scoutmaster/SPL meeting on Sunday.

## C.O.P.E.

EaglePoint offers an exposure to COPE (Challenging Outdoor Personal Experience) that is designed to teach teamwork, leadership skills, and self-confidence. In accordance with COPE National Standards, the age requirement for COPE activities is "Generally age 13 or older. Younger participants may take part in events that match their maturity level, as determined by the director." A recommendation is the entire troop including the younger Scouts (11 and 12-year old) participate on the low COPE course. Low COPE is designed for team building and learning about different leadership styles.



# **EaglePoint Program Guide**

 ARCHERY	<p><b>Prerequisites:</b> None.</p> <p><b>Requirements Not Covered:</b> None, if Scout passes qualification.</p> <p><b>Additional Info:</b> USA Archery certified instructors teach Scouts to safely shoot and handle a bow and arrow.</p>
 ART	<p><b>Prerequisites:</b> None.</p> <p><b>Requirements Not Covered:</b> 6</p> <p><b>Additional Info:</b> Scouts will design a new Scout logo for Tahosa.</p>
 BASKETRY	<p><b>Prerequisites:</b> None.</p> <p><b>Requirements Not Covered:</b> None, all covered.</p> <p><b>Additional Info:</b> Scouts, with the help of their counselor, will weave two types of baskets and a camp stool.</p>
 CANOEING	<p><b>Prerequisites:</b> BSA Blue Swimmer. Bring towel, swimsuit and water shoes.</p> <p><b>Requirements Not Covered:</b> None, weather permitting.</p> <p><b>Additional Info:</b> Scouts will spend their time learning to safely use and care for a canoe, as well as spend time out on the water learning various strokes. One class period in the week will be designated as "Swamp Day," where Scouts must swamp and recover their canoes.</p>
 CLIMBING	<p><b>Prerequisites:</b> None.</p> <p><b>Requirements Not Covered:</b> None, weather permitting.</p> <p><b>Additional Info:</b> Scouts will learn how to properly use and care for climbing equipment, as well as climb and rappel in multiple locations including Signal Rock and other off-site locations if possible.</p>
 COMMUNICATION	<p><b>Prerequisites:</b> None.</p> <p><b>Requirements Not Covered:</b> 5, 7, 8</p> <p><b>Additional Info:</b> In this merit badge, Scouts will learn how to communicate in many different ways and settings. Scouts will prepare and present a 5-minute presentation, which will require effort outside of class time.</p>
 COPE	<p><b>Prerequisites:</b> 13 years of age or older for high-course elements.</p> <p><b>Additional Info:</b> Sign up for the Challenging Outdoor Personal Experience. Sign up with your friends or make new friends. COPE focuses on team building using our high and low ropes course. Learn how to work as a team, and how to work independently to reach a common goal.</p> <p><b>There must be a minimum of 6 participants for this course.</b></p>

# EaglePoint Program Guide

 <p>EMERGENCY PREP</p>	<p><b>Prerequisites:</b> First Aid merit badge completed prior to camp. Dual-enrollment while at camp will not count.</p> <p><b>Requirements Not Covered:</b> 1, 2c, 6c, 8b</p> <p><b>Additional Info:</b> In this Eagle required merit badge, Scouts will learn how to prepare for, respond to, and recover from emergency situations, as well as how to prevent such situations from occurring. A surprise mock emergency will be posed to Scouts during the week to which they will be expected to respond.</p>
 <p>ENVIRONMENTAL SCIENCE</p>	<p><b>Prerequisites:</b> 3e, 6</p> <p><b>Requirements Not Covered:</b> 3e, 6. 4b (4b unless observation times are completed.)</p> <p><b>Additional Info:</b> This is a Eagle required merit badge. In this class Scouts will have hands on experience studying ecology, pollution prevention, endangered species, environmental impact and conservation in this badge. This badge can be completed within the week but does require work outside of class and in class writing.</p>
 <p>FIRST AID</p>	<p><b>Prerequisites:</b> Bring Personal First Aid Kit.</p> <p><b>Requirements Not Covered:</b> 2d, 7.</p> <p><b>Additional Info:</b> Scouts will spend the week learning the fundamentals of first aid and how to treat basic ailments in this Eagle required merit badge.</p>
 <p>FISHING</p>	<p><b>Prerequisites:</b> None</p> <p><b>Requirements Not Covered:</b> 9-catching a fish</p> <p><b>Additional Info:</b> Tumbleson Lake is full of native brook trout. Please bring your own poles, bait and tackle. Trading Post sells Kastmaster and Powerbait which works the best.</p>
 <p>FLY FISHING</p>	<p><b>Prerequisites:</b> None.</p> <p><b>Requirements Not Covered:</b> 10-catching the fish</p> <p><b>Additional Info:</b> Tumbleson Lake is full of native brook trout. Please bring your own poles, bait and tackle.</p>

# EaglePoint Program Guide





 <p>FISH &amp; WILDLIFE MANAGEMENT</p>	<p><b>Prerequisites:</b> None.</p> <p><b>Requirements Not Covered:</b> 5, 7</p> <p><b>Additional Info:</b> This class will use the species at camp to teach Scouts about fish and wildlife conservation.</p>
 <p>FORESTRY</p>	<p><b>Prerequisites:</b> None.</p> <p><b>Requirements Not Covered:</b> 8</p> <p><b>Additional Info:</b> Scouts will experience forest ecology, wilderness management, and animal signs using the forests of Tahosa High Adventure Base.</p>
 <p>INDIAN LORE</p>	<p><b>Prerequisites:</b> None.</p> <p><b>Requirements Not Covered:</b> None, all covered.</p> <p><b>Additional Info:</b> Scouts will learn about Native American history through presentations, and artifact recreation with an emphasis on the history of the Indian Peaks (Tahosa) region. Camp will be explored to reveal the past of the land.</p>
 <p>KAYAKING</p>	<p><b>Prerequisites:</b> BSA Blue Swimmer. Bring towel and swimsuit.</p> <p><b>Requirements Not Covered:</b> None, weather permitting.</p> <p><b>Additional Info:</b> Scouts will spend their time learning to safely use and care for kayaks, as well as spend time out on the water learning various kayaking techniques.</p>
 <p>LEATHERWORK</p>	<p><b>Prerequisites:</b> None.</p> <p><b>Requirements Not Covered:</b> None, all covered.</p> <p><b>Additional Info:</b> Scouts will make leather crafts such as knife pouches and moccasins, while learning how to craft and care for leather.</p>
 <p>MAMMAL STUDY</p>	<p><b>Prerequisites:</b> Bring a camera device.</p> <p><b>Requirements Not Covered:</b> None, all completed.</p> <p><b>Additional Info:</b> Mammal Study is a hands-on merit badge that requires the observation of mammals in their natural habitat. Scouts will have the opportunity to experience the natural world and observe the local fauna.</p>



# EaglePoint Program Guide

 ORIENTEERING	<p><b>Prerequisites:</b> None.</p> <p><b>Requirements Not Covered:</b> 7, 10</p> <p><b>Additional Info:</b> Scouts will learn how to properly utilize a map and compass, as well as put their skill into practice on multiple orienteering courses throughout the week.</p>
 PHOTOGRAPHY	<p><b>Prerequisites:</b> 1B</p> <p><b>Requirements Not Covered:</b> None, all covered.</p> <p><b>Additional Info:</b> Scouts will need to bring their own camera. Tahosa is a beautiful place to take pictures and leave nothing but footprints. The Cyber Chip requirement is required to be in the class and <b>they will need to show the card</b> to the staff member teaching the class</p>
 PIONEERING	<p><b>Prerequisites:</b> None.</p> <p><b>Requirements Not Covered:</b> None, all covered.</p> <p><b>Additional Info:</b> Scouts will learn to splice, lash, and tie various knots to assist them in building functional camp gadgets. They will learn the fundamentals that lead any group to building a successful pioneering structure.</p>
 ROWING	<p><b>Prerequisites:</b> Must be a blue swimmer.</p> <p><b>Requirements Not Covered:</b> None, all covered.</p> <p><b>Additional Info:</b> Rowing is the use of oars as a means of propelling boats, has grown from a basic method of transportation to a competitive sport and an enjoyable method of exercising. Scouts will get a introduction to rowing at camp.</p>
 WEATHER	<p><b>Prerequisites:</b> None.</p> <p><b>Requirements Not Covered:</b> 9, 10, 11</p> <p><b>Additional Info:</b> Meteorology is the study of Earth's atmosphere and its weather and the ways in which temperature, wind, and moisture act together in the environment. In addition to learning how everyday weather is predicted, Scouts can learn about extreme weather such as thunderstorms, tornadoes, and hurricanes, and how to stay safe.</p>
 WILDERNESS 1ST AID	<p><b>Prerequisites:</b> None.</p> <p><b>Additional Info:</b> This is not a merit badge. At the end of this course you will be certified in Wilderness First Aid. Learn how to respond to emergencies, care for injured people and how to be resourceful in the wilderness when help is far away.</p>

# EaglePoint Program Guide

 WILDERNESS SURVIVAL	<p><b>Prerequisites:</b> Warm clothes and proper survival kit.</p> <p><b>Requirements Not Covered:</b> None, all completed if Scout participates in Overnighter.</p> <p><b>Additional Info:</b> Scouts will learn the proper steps toward survival in various situations and environments. They will complete their one night in the wild in a natural shelter, with their classmates, at an overnight trip one night during the week. For this, Scouts should bring warm clothes and a proper survival kit.</p>
 WOOD CARVING	<p><b>Prerequisites:</b> BSA Totin' Chip.</p> <p><b>Requirements Not Covered:</b> None, all covered.</p> <p><b>Additional Info:</b> Scouts will practice their carving skills on their projects, as well as learning about proper knife care and sharpening.</p>
	<p><b>Prerequisites:</b> None</p> <p><b>Requirements Not Covered:</b> None, all covered.</p> <p><b>Additional Info:</b> Needed for Rank Advancement, Scouts will practice their carving skills on their projects, as well as learning about proper knife care and sharpening.</p>
	<p><b>Prerequisites:</b> None</p> <p><b>Requirements Not Covered:</b> None, all covered.</p> <p><b>Additional Info:</b> Needed for Rank Advancement.</p>



## Special Opportunity! Earn the Complete Angler award!

1. Earn the three fishing-related merit badges: Fishing, Fly-Fishing and Fish and Wildlife Management.
2. Successfully complete one or more of the following projects:
  - a. Teach a fishing or fly-fishing related merit badge skill to your troop or crew as part of a unit program activity.
  - b. Help instruct Cub Scouts on fishing skills or fishery management as part of a Cub Scout meeting or outing.
  - c. Participate in a local fishing derby or tournament, either a Scouting or community event.
  - d. Complete a conservation project that will benefit a local fishery.

# **EaglePoint Program Guide**

## Rank Advancement Programming

Camp Tahosa does not offer a specific "Trail to Eagle" program at summer camp. We encourage the Scouts to sign up for merit badges and other activities that will assist in earning rank advancement. Below is a list of recommended merit badges that will help a Scout earn rank advancement.

 <b>First Aid</b>	<b>Tenderfoot:</b> 4a, 4b, 4c  <b>Second Class:</b> 6a, 6b, 6c, 6d, 6e  <b>First Class:</b> 7a, 7b, 7c, 7f
 <b>Pioneering</b>	<b>Tenderfoot:</b> 3a, 3b, 3c  <b>Second Class:</b> 2f, 2g  <b>First Class:</b> 3a, 3b, 3c, 3d
 <b>Environmental Science</b>	<b>Second Class:</b> 4  <b>First Class:</b> 5a
 <b>Orienteering</b>	<b>Second Class:</b> 3a, 3c, 3d  <b>First Class:</b> 4a, 4b
 <b>Wilderness Survival</b>	<b>Second Class:</b> 1a (partial), 3d  <b>First Class:</b> 1a (partial), 1b
<b>Aquatics Merit Badges</b>	<b>Blue Swimmer Required</b>  <b>Second Class:</b> 5a, 5b, 5c, 5d  <b>First Class:</b> 6a, 6b, 6c, 6d
<b>Other Requirements Possible at Camp</b>	<b>Totin' Chip</b> <b>Firem'n Chip</b> <b>Service Project-</b> Second Class: 8c; First Class: 9d <b>Outdoor Code</b>



# **EaglePoint Program Guide**

## Merit Badge Registration Dates

Dates for online merit badge registration are staggered and determined by camp attendance weeks. Merit badge signup begins at 8:00 a.m. MST on all dates. Also, please note that some classes have maximum caps, and signup for these classes will be on a first come, first served basis. Information on merit badges will be found in the EaglePoint Program Guide.

Week 1: June 16-22	Monday, April 8
Week 2: June 23-29	Monday, April 15
Week 3: June 30-July 6	Monday, April 22
Week 4: July 7-13	Monday, April 29
Week 5: July 14-20	Monday, May 6

While there is a chance to sign up for or switch classes when you arrive at camp, some classes may be filled and unavailable. We suggest Scouts pick their classes before registration opens, and then the troop completes registration as soon as possible when it opens.

## Merit Badge Fees

Some classes offered at Tahosa High Adventure Base require more resources than others and not all Scouts get to experience them. Due to this, some classes have a fee or kit purchase required. All class fees are paid at camp and kits must be purchased at camp. Units may pay for all fees and kits with one payment or may require each individual Scout to pay for their own. This is the discretion of the unit leader. Please make sure your unit is prepared for these fees.

Scouts will not be able to finish all requirements without paying these fees. Specific fees will be noted in the Camp Program Guides.



*Another Week of Summer Camp!*

SCOUTS, BSA WHO WANT TO ATTEND A SECOND WEEK OF CAMP AT PEACEFUL VALLEY OR TAHOSA HIGH ADVENTURE BASE WILL GET 25% OFF OF THE LOWER PRICED CAMP!





# **EaglePoint Program Guide**

## **Online Registration**

Peaceful Valley Scout Ranch and Tahosa High Adventure Base uses an online registration system through a partnership with the Doubleknot Company for entering rosters, unit information, and pre-camp signup for all merit badge classes and various program activities. Make sure that you complete the entire sign up procedure. Keep the "User ID" and "Password" for registration – you will need this information to register your Scouts for their merit badges, and make your payments. If your unit does not have internet access, you will be able to process rosters and class registration by mail.

### **Step-by-Step Registration Guide**

**As you register for merit badges, please keep in mind that even if no payment is due, your merit badge registration, INCLUDING ALL CHANGES AND UPDATES, will not be saved until you have completed the registration process by clicking the "Continue" button.** If you feel you have already made the appropriate payments, you still need to select "**Pay by Mail**" to complete the process and save any changes.

Registration instructions are as follows: (Very detailed)

- Go to [www.DenverBoyScouts.org/Camps](http://www.DenverBoyScouts.org/Camps). Then click on Login. Enter your login information.
- **Under Summary.**
- See Upcoming Payments. Under Registration and Reservations, click on **View Details**. This will show the unit's information.
- **Under Registration**
- Click on **Update**. This is the screen where you can make changes, sign up for merit badges, etc.
- Click on **Who's Coming**. You must register everyone before signing up for merit badges.
- Type in first name, last name and phone number.
- Follow procedure for each Scout and adult. After you have added all your Scouts and adults, click continue. **This procedure must be completed before you can sign up your Scouts for merit badges.**
- Click on **What Are They Doing**.
- Schedule for (Scout Names in drop box), click on the name of the Scout you wish to register.
- Choose activities in **Area drop box** and select his merit badges. After you select the first Scout's classes, click on the next Scout, and select his classes. Follow this same procedure for each Scout. After you complete the classes for your Scouts, click on **Continue**. You can print a copy of the troop's merit badge classes here. but please note classes are not saved until you click on **Check Out**.
- Click on **Check Out**.
- A screen with **Payment & Billing Payment** will appear, and if you are not making a credit card payment, click the **Offline/Mail (mailbox)** button.
- Then click on **Complete Order**.
- Next screen – registration, click **Done**.
- The final screen, **Payment Details Registration**, click **Done**.

If all the procedures are followed, all your changes will be saved. **Remember, each time you make any additional changes; you must complete the entire procedure.** If you need any additional information, or have any concerns, please feel free to contact our Camping Registrar, Mary Ann Romero, at 720.266.2111 or [maryann.romero@scouting.org](mailto:maryann.romero@scouting.org). **There will be an opportunity at camp to make schedule changes, but we highly recommend you try and finalize your Scout's schedules before you arrive, as space fills up quickly.**

# **EaglePoint Program Guide**

## Troop-Led Merit Badges

The highlight of Tahosa's EaglePoint schedule is the ability for troops to teach their own merit badges on Monday, Tuesday, Thursday, and Friday during of the merit badge sessions. **Units need to be prepared to teach merit badges (bring your own supplies), do an activity or rank advancement.** In some cases, staff may be able to assist with teaching, but this depends on sign up or staff-led badges.

Troop-Led Merit Badges will need to follow the camp class schedule. Classes can be conducted in a class period which lasts for 90 minutes.


Possible merit badges that the troop could teach: **Cooking** (Camp Director needs information **3 weeks** prior to coming to camp so we can coordinate with the kitchen on number and meals) Citizenships, Game Design, Geology just to name a few. Remember the sky is the limit!

## POLAR PENGUIN!

Your week at camp is a great time to earn the Polar Penguin patch! To earn it, you must jump into the lake feet first, and go under water and get your head wet.

**This must be done TWICE to earn the patch!**

The lake will be open Monday, Tuesday, Thursday and Friday at 6:00 am for this great event! You must report at 6 am. The plunge will be quick, so make sure you have a towel ready!



## Leader's Guide

Have you read the Peaceful Valley and Tahosa High Adventure Base Leader's Guide? It contains helpful information about registration and policies. Most information for Magness Adventure Camp can be found in this Program Guide, but it is helpful to review the Leader's Guide prior to camp. The Leader's Guide can be found at [www.DenverBoyScouts.org/Camps](http://www.DenverBoyScouts.org/Camps)

## Need Gear for Summer Camp?

**Need camping gear for the week but don't want to purchase it?** Check out Colorado Adventure Point's Gear Reserve! The Gear Reserve has lots of equipment that you can rent for the week! Call 720-266-2179 or email Lenny at [Lenny.Yurgin@scouting.org](mailto:Lenny.Yurgin@scouting.org) to check it out!

# **EaglePoint Program Guide**

## Wednesday Troop Day

Wednesday, or known at Tahosa as “Troop Day” is an opportunity for units to go off site on an adventure, stay at camp and work on rank advancement or other activities or to do whatever the unit decides to do.



**Sack lunches are made by participants starting at 8:30 in the morning at the dining hall. Lunch is not provided in the dining hall on this day.**

## Off-Site Activities

Units have the option to organize their own off-site activity on Wednesday. Nearby cities with attractions include Estes Park, Boulder, or Nederland. Offsite activities are not organized by the camp. The unit is responsible for transportation, costs, and other associated logistics. Activity suggestions include jeep tours or horseback riding in Estes Park, CU tour and planetarium visit at the University of Colorado, Boulder and hikes around the local area.

**Transportation can be arranged for units for an additional cost through Colorado Adventure Point or the Boulder Valley School District Transportation Department. Contact the Camp Director Toni four weeks prior to the need, or as soon as possible.**



Go whitewater rafting on this day! Transportation is provided by the camp to an off-site location to go white water rafting. **The cost for this activity is \$99 per person and is paid online via the DoubleKnot sign up.** Space is limited so sign up as soon as possible! **This is a first come, first served sign up.**

**Bring water shoes that can be secured on the foot, sunscreen, swimsuit and clothes that can get wet.**

Sign up online on the Camp Tahosa page at [www.DenverBoyScouts.org/Camps](http://www.DenverBoyScouts.org/Camps). Participants under 18 must have a parent or legal guardian sign.

## On-Site Activities

Select areas will be open for open-activities on this day. Scouts can take advantage of these open areas during the open times. Units are encouraged to work on rank advancement and other activities on their own. Staff support can be requested and will be granted on a available basis.

- |            |  |
|------------|--|
| 8:30-Noon  | Open areas (COPE, Archery, Lake) (Hiking available, sign up with Program Director) |
| 9:00-11:00 | Staff vs. Scouts Soccer Game (meet at flagpole 9 am)                               |
| 2:00-5:00  | Open areas (COPE, Archery, Lake)   |