

CUB SCOUT Songbook



BOY SCOUTS OF AMERICA.®



Thanks

This *Cub Scout Songbook* contains more than 130 songs, including many suggested or submitted by Cub Scout leaders, Cub Scouts, and Webelos Scouts throughout the country. It would be impossible to give individual credit to all those who have made contributions, but to our many friends who have contributed, we say, "Thanks a lot!" We know that you will get real satisfaction from knowing your song will be sung by thousands of Cub Scout packs. Keep sending them in!

We can't print all your songs in this songbook, so we will try to use many of them in the *Cub Scout Program Helps*. In future editions of this book, we will continue to pass on your songs so that others can enjoy singing them also.

CUB SCOUT Songbook



BOY SCOUTS OF AMERICA.

33222
ISBN 978-0-8395-3222-4
©1969
2009 Printing



Contents

Set the Tone With a Song	1
Greeting Songs	5
Fun Songs	11
Action Songs	21
Rounds	35
Cub Scouting Songs	39
Banquet Songs	53
Derby Songs	55
Tiger Cub Songs	59
Webelos Scout Songs	63
Patriotic Songs	71
Inspirational Songs	79
Closing Songs	83
Index	89



Set the Tone With a Song

Why Do We Sing?

Most people love to sing, and Cub Scouts are no exception. Singing builds den and pack spirit and enthusiasm. Singing gives boys a chance to let off steam.

Singing is fun! Use a song or two to set the mood for your meetings. Have a few songs ready to use as “fillers” during transition times of your meetings. Use songs to get the audience moving and get rid of those wiggles. Use songs to quiet and calm the group when it’s time to go. If you’re not using songs in your program, you’re missing out on the power of music!

Choose the Right Songs

One of the important elements of Scouting is fun—especially when singing. When using humor and fun in Cub Scout activities, leaders should keep in mind that amusing and entertaining program elements are excellent opportunities to reinforce and teach the values of Scouting—to both youth and to adults.

Every Cub Scouting activity should be a positive experience in which young people feel emotionally secure and find support, not ridicule, from their peers and leaders. Everything we do with our Cub Scouts—including the songs we sing—should be positive and meaningful, and support rather than contradict the philosophy expressed in the Cub Scout Promise and the Law of the Pack.

Some guidelines for determining appropriate songs for Cub Scouting activities:

- The lyrics should be positive, build self-confidence and self-esteem, and be age-appropriate.
- Name-calling, put-downs, hazing, ridiculing, physical harm, or references to such, are not appropriate.
- References to undergarments, nudity, or bodily functions are not acceptable.
- Derogatory references to ethnic or cultural backgrounds, economic situations, and disabilities are not acceptable.

- Alcohol, drugs, gangs, guns, suicide, and other sensitive social issues are not appropriate subjects.
- Wasteful, ill-mannered, or improper use of food, water, or other resources is not appropriate.
- Refrain from “inside jokes” that are exclusionary and have meaning to only part of the audience.
- To encourage citizenship and respect for patriotic ideals, the lyrics to the following patriotic songs should not be changed: “America,” “America the Beautiful,” “God Bless America,” and “The Star-Spangled Banner.” Similar respect should be shown for hymns and other spiritual songs.
- All Cub Scouting activities should reflect the values and ideals of Cub Scouting as outlined by the Cub Scout Promise and Law of the Pack.

As leaders of the Boy Scouts of America, it is our responsibility to model the values of the organization and set a high standard for appropriateness in all Cub Scouting activities. When making decisions, resolve to follow the high road—if in doubt, take it out.

The aims of the Boy Scouts of America are to develop character, citizenship, and personal fitness (including mental, moral, spiritual, and physical fitness) in today's youth. All activities—including den, pack, or campfire programs—should contribute to the aims of Scouting.

How to Lead a Song

Choose It. As the leader you must choose the song that the group will sing. You want to be certain that all songs chosen support the values and ideals of Cub Scouting. You will also want to choose a song that fits the program. Fast action songs get the program off to a brisk start. Patriotic songs add a note of dignity to the program. At the end of the program, slower closing songs can leave every one calm and thoughtful.

Know It. The song leader should know the song—both words and tune—before leading it. Learn the song, then practice before the meeting by teaching the song to your family or to the pack committee members at the monthly pack planning meeting.

Teach It. Start by telling your audience the name of the song. Unless you are certain that everyone in the group knows the song, you need to teach both the words and the tune. You may wish to provide copies of

the words. Use songbooks, reproduced song sheets, or words on a large sheet of paper or overhead projector.

Sing It. Sing the song through once, either alone or with a small group who already know it. Let the singers try a verse at a time, slowly at first. When they master it, pick up speed.

Pitch It. Set the pitch by singing the first word of the song loudly so that everyone starts out on the same key. Musical accompaniment helps—a keyboard, piano, accordion, guitar, or harmonica are all good because they can play harmony not just single melody notes.

Lead It. Be active in your song leading. Use simple arm motions to lead the song so that everyone is singing together.

- Start the singing with a slight upward motion and then a decisive downward motion (a downbeat). Begin singing yourself on the downbeat. Don't worry if some don't start with the first note—they'll join in quickly.
- Beat time with a simple up-and-down motion of the arm, but make it definite and brisk. You're in command.
- Control volume by raising your hands for loudness and lowering them for softness.
- Move around a little. Inject a little pep and personality. Keep smiling.
- Smile at your group. Relax. Radiate confidence and enthusiasm, even if you don't feel particularly confident or enthusiastic. Morale catches.

Stop It. When the group has sung it a time or two, stop—don't make it a music lesson. If the song isn't going well, or it was pitched wrong at the beginning, stop the song and start over.

How Do You Say That?

Two Cub Scouting words are often mispronounced—Akela and Webelos. They are properly pronounced:

Akela—Ah-**kay**-la

Webelos—**Wee**-buh-lows



Greeting Songs

Hello Song

Tune: "Skip to My Lou"

Hello, hello, how are you? *(Wave hand.)*

Hello, hello, how are you? *(Wave hand.)*

Hello, hello, how are you? *(Wave hand.)*

How are you this morning?

I am fine, hope you are, too. *(Point to self, then a friend.)*

I am fine, hope you are, too. *(Point to self, then a friend.)*

I am fine, hope you are, too. *(Point to self, then a friend.)*

Hope you are, too, this morning.

Turn to your neighbor, and shake their hand. *(Shake hands.)*

Turn to your neighbor, and shake their hand. *(Shake hands.)*

Turn to your neighbor, and shake their hand. *(Shake hands.)*

Shake their hand this morning. *(Shake hands.)*

Hi, Cub Scout!

Tune: "Hail, Hail, the Gang's All Here"

Hi! Hi! Hello, Cub Scout!

We are glad to meet you,

We are glad to greet you.

Hi! Hi! Hello, Cub Scout!

You are welcome to our den (pack).

Hail, Hail, the Gang's All Here

Hail, hail, the gang's all here,
Never mind the weather
Here we are together;
Hail, hail the gang's all here,
Sure we're glad that you're here, too!

Hail, hail the gang's all here,
We're a bunch of live ones,
Not a single dead one;
Hail, hail the gang's all here,
Sure I'm glad that I'm here, too!

Cub Scout Welcome

Tune: "Auld Lang Syne"

We welcome you to our Cub Scout (pack) (den),
We're mighty glad you're here.
We'll start the air reverberating
With a mighty cheer.
We'll sing you in, we'll sing you out,
For you we'll raise a shout.
Hail, hail, the gang's all here (tonight) (today),
You're welcome to our (pack) (den)!

How Do You Do?

How do you do, ev - 'ry - bo - dy, how do you
do? Is there an - y - thing that
we can do for you? We are
with you to a man, We'll do an - y - thing we
can. How do you do, ev - 'ry -
bo - dy how do you do?

The musical score is written in treble clef with a key signature of one sharp (F#) and a 3/8 time signature. It consists of six staves of music. The lyrics are written below the notes. The melody is simple and repetitive, with a focus on the words 'do' and 'you'.

We're Here for Fun

Tune: "Auld Lang Syne"

We're here for fun right from the start,
So drop your dignity;
Just laugh and sing with all your heart,
And show your loyalty.

May all your troubles be forgot,
Let this night be the best;
Join in the songs we sing tonight,
Be happy with the rest.

We're All Together Again

The musical score is written on a single treble clef staff with a key signature of one sharp (F#) and a time signature of 6/8. The melody consists of eighth and quarter notes. The lyrics are: "We're all to- geth- er a- gain, we're here, we're here. We're all to- geth- er a gain, we're here, we're here. Who knows when we'll be all to- geth- er a gain, sing- ing 'All to- geth- er a- gain, we're here.'"

We're all to - geth - er a - gain, we're
here, we're here. We're all to - geth - er a
gain, we're here, we're here. Who knows
when we'll be all to - geth - er a
gain, sing - ing "All to - geth - er a - gain, we're
here."

The More We Get Together

Tune: "Ach Du Lieber Augustine"

The more we get together, together, together,
The more we get together, the happier we'll be.
For your friends are my friends, and my friends are your friends,
The more we get together, the happier we'll be.

The more we get together, together, together,
The more we get together, the happier we'll be.
For you know that I know, and I know that you know,
The more we get together, the happier we'll be.

Recognition Song

Tune: "Farmer in the Dell"

Our honored guests are here,
Our honored guests are here,
Stand up now and take a bow,
Our honored guests are here.

*Continue by replacing "honored guests" with:
"den leaders," "pack leaders," "fathers,"
"mothers," "sisters," "brothers,"
"Tiger Cubs," "den chiefs," "Cub Scouts,"
"Wolf Cub Scouts," "Bear Cub Scouts,"
"Webelos Scouts," and so on.*

I Love That Word Hello

Tune: "Auld Lang Syne"

I love to hear that word "Hello,"
Wherever I may go.
It's full of friendship and good cheer,
And warms the heart up so.

Hello, hello, hello, hello,
Hello, hello, hello;
Where e'er we meet,
Like friends let's greet each other with "Hello!"





Fun Songs

Old MacDonald Had a Farm

Old MacDonald had a farm, E-I-E-I-O.
And on this farm, he had some chicks, E-I-E-I-O.
With a chick chick here, and a chick chick there,
Here a chick, there a chick, everywhere a chick chick, *
Old MacDonald had a farm, E-I-E-I-O.

2nd verse: Ducks—quack quack

3rd verse: Turkeys—gobble gobble

4th verse: Pigs—oink oink

5th verse: Cows—moo moo

6th verse: Mules—hee haw

7th verse: Dogs—bow wow

8th verse: Cats—mew mew

9th verse: Fords—rattle rattle


**Repeat third and fourth lines of each verse previously sung.*

Be Kind to Your Web-footed Friends

Tune: "Stars and Stripes Forever"

Be kind to your web-footed friends,
For a duck may be somebody's mother.
Be kind to your friends in the swamp,
Where the weather's always damp.

You may think that this is the end.
Well—it is!



Where Has My Little Dog Gone?

Oh where, oh where has my little dog gone?

Oh where, oh where can he be?

With his ears cut short and his tail cut long,

Oh where, oh where can he be?

Smile Song (S-m-i-l-e)

Tune: "John Brown's Body"

It isn't any trouble just to S-M-I-L-E,

It isn't any trouble just to S-M-I-L-E,

There isn't any trouble, but will vanish like a bubble,

If you'll only take the trouble just to S-M-I-L-E.

2nd verse: It isn't any trouble just to G-R-I-N, grin etc.

3rd verse: It isn't any trouble just to L-A-U-G-H, etc.

4th verse: It isn't any trouble just to HA! HA! HA! HA! HA!, etc.

The Calliope Song

Divide the pack meeting into four or five groups. Begin with the first group, and bring each of the others in one at a time.

1st group sings: Um-pah-pah

2nd group sings: Um-sss-sss

3rd group sings: Um-peep-peep

4th group (optional) sings: Um-tweedle-tweedle

Last group sings the melody of “Daisy, Daisy” or “Where Has My Little Dog Gone?” or “The More We Get Together”—found elsewhere in this songbook.

Tarzan Of The Apes

Tune: “John Brown’s Body”

I like bananas, coconuts, and grapes

I like bananas, coconuts, and grapes

I like bananas, coconuts, and grapes

That’s why they call me Tarzan of the Apes!

Each verse gets softer and softer except “Tarzan of the Apes,” which is shouted.

Clementine

In a cavern, in a canyon,
Excavating for a mine,
Dwelt a miner, forty-niner,
And his daughter, Clementine.

Chorus:

Oh my darling, oh my darling, oh my darling Clementine!
Thou art lost and gone forever; dreadful sorry, Clementine!

Light she was, and like a fairy,
And her shoes were number nine,
Herring boxes without topses,
Sandals were for Clementine.

Chorus

Variations

For a fun-filled song session, try singing the lyrics of “Clementine” to the music of other familiar songs:

- “Take Me Out to the Ball Game”
- “The Alphabet Song” (A-B-C-D-E-F-G- ...)
- “The Yellow Rose of Texas”
- “Yankee Doodle”
- “I’ve Been Working on the Railroad”
- “The Marine Hymn”
- “Ghost Riders in the Sky”
- “Puff the Magic Dragon”

Have your Cub Scouts think of some more variations!

The Bear Song

The o- ther day (the o- ther day) I met a
 bear (I met a bear) Out in the woods (Out in the
 woods) A- way out there (A- way out there) The o- ther
 day I met a bear— out in the
 woods a- way out there.

He looked at me,
 I looked at him.
 He sized me up,
 I sized up him.

He said to me,
 "Why don't you run?
 I see you ain't
 Got any gun."

And so I ran
 Away from there,
 And right behind
 Me was the bear.

And then I see,
 Ahead of me,
 A great big tree,
 O glory be!

The lowest branch
 Was 10 feet up.
 I'd have to jump
 And trust to luck.

And so I jumped
 Into the air.
 I missed that branch
 Away up there.

Now don't you fret,
 And don't you frown,
 I caught that branch
 On the way back
 down.

That's all there is,
 There ain't no more,
 Unless I see
 That bear once more.

It's Cheese



It's cheese, it's cheese, it's cheese that makes the world go



'round. It's cheese, it's cheese, it's cheese that makes the world go



'round. It's cheese, it's cheese, it's cheese that makes the world go



'round. It's cheese that makes the world go 'round. Oh!



Rol- ling o- ver the bil- lows rol- ling o- ver the sea,



Rol- ling o- ver the bil- lows of the deep blue sea, Oh!



Rol- ling o- ver the bil- lows rol- ling o- ver the sea,



Rol- ling o- ver the bil- lows of the deep blue sea

2nd verse: It's mice, it's mice, it's mice that make the cheese go round, etc.

3rd verse: It's cats, it's cats, it's cats that make the mice go round, etc.

4th verse: It's dogs, it's dogs, it's dogs that make the cats go round, etc.

5th verse: It's boys, it's boys, it's boys that make the dogs go round, etc.

6th verse: It's Cub Scouts, it's Cub Scouts, it's Cub Scouts that make the boys go round, etc.

7th verse: It's spirit, it's spirit, it's spirit that makes the Cub Scouts go round, etc.

I Like To Eat

I like to eat, I like to eat,
 I like to eat, ap- ples and ba- na- nas,
 I like to eat, I like to eat,
 I like to eat, ap- ples and ba- na- nas.

In each succeeding verse, substitute the vowels A-E-I-O-U for the primary vowel in each word of the song, using the vowel sound. (Example: A lake ta ate.)

A lake ta ate,

O loke to ote,

A lake ta ate,

O loke to ote,

A lake ta ate, ate applas and
 bananas.

O loke to ote, ote opplos ond
 bononos.

A lake ta ate,

O loke to ote,

A lake ta ate, ate applas and
 bananas.

O loke to ote, ote opplos ond
 bononos.

E leke te ete,

U luke tu ute,

E leke te ete,

U luke tu ute,

E leke te ete, ete epples end
 benenes.

U luke tu ute, ute upplus und
 bununus.

E leke te ete,

U luke tu ute,

E leke te ete, ete epples end
 benenes.

U luke tu ute, ute upplus und
 bununus.

I like ti ite,

I like ti ite,

I like ti ite, ite ipplis ind bininis.

I like ti ite,

I like ti ite, ite ipplis ind bininis.

The Muffin Man*

The leader stands in front of the group and sings:

Do you know the Muffin Man,
The Muffin Man, the Muffin Man?
Do you know the Muffin Man,
Who lives on Drury Lane.

The person in the group who was sung to by the leader now stands and sings:

Yes, I know the Muffin Man,
The Muffin Man, the Muffin Man.
Yes, I know the Muffin Man,
Who lives on Drury Lane.

They then sing together:

We all know the Muffin Man,
The Muffin Man, the Muffin Man.
We all know the Muffin Man,
Who lives on Drury Lane.

They each move to another person seated in the group and repeat the song. Upon completion of the song, these people move to others in the group until everyone in the room has joined in the song.

*This song is performed on the *Cub Scout Songbook* CD, No. AV-058CD, available from the Supply Group.

The Runaway Train

Tune: "When Johnny Comes Marching Home"

The runaway train came down the track,
She blew (Whew!), she blew (Whew!)
The runaway train came down the track,
She blew (Whew!), she blew (Whew!)
The runaway train came down the track,
And ran in a tunnel and never came back!
And she blew (Whew!), blew (Whew!),
blew (Whew!), blew (Whew!),
Jimminy, how she blew! (Whew!)

First time—normal tempo.

Second time—slow and soulful.

Third time—Elmer Fudd style (pronounce "r"s as "w").

You can designate part of the group to be the echo that "Whews!"

"Boom Chicka Boom"

(Leader says a line, and everyone repeats.)

I said boom!

I said boom chicka-boom!

I said booma-chicka-rocka-chicka-rocka-chicka-boom!

Uh huh!

Oh yeah!

One more time...

Some extra ideas:

- Underwater: Chant with fingers dribbling against your lips.

- Loud: Chant as loud as you can.

- Slow: Chant as slowly and drawn out as possible.

- Monster style: Chant like Frankenstein's monster.

- Janitor style:

I said a broom.

I said a broom-pusha-broom.

I said a broom-pusha-mopa-pusha-mopa-pusha-broom.

- Barnyard style:

I said a moo.

I said a moo-chicka-moo.

I said a moo chicka-bocka-chicka-bocka-chicka-moo.

- Flower style:

I said a bloom.

I said a bloom-chicka-bloom.

I said a bloom-chicka-blossom-chicka-blossom-chicka-bloom.

- Race car style:

I said a vroom.

I said a vroom-shiffta-vroom.

I said a vroom-shiffta-grind-a-shiffta-grind-a-shiffta-vroom.



Action Songs

She'll Be Comin' 'Round The Mountain

She'll be comin' 'round the mountain when she comes,
Toot, toot! (*Pull whistle cord in the air.*)

She'll be comin' 'round the mountain when she comes,
Toot, toot! (*Pull whistle cord in the air.*)

She'll be comin' 'round the mountain,
She'll be comin' 'round the mountain,
She'll be comin' 'round the mountain when she comes,
Toot, toot! (*Pull whistle cord in the air.*)

2nd verse:

She'll be drivin' six white horses when she comes,
Whoa, back! (*Pull back on reins.*)

She'll be drivin' six white horses when she comes,
Whoa, back! (*Pull back on reins.*)

3rd verse:

And we'll all go out to meet her when she comes,
Howdy, Ma'am! (*Wave hand.*)

And we'll all go out to meet her when she comes,
Howdy, Ma'am! (*Wave hand.*)

4th verse:

Well, the dogs'll start to holler when she comes.
Woof woof!

Well, the dogs'll start to holler when she comes.
Woof woof!

Well, the dogs'll start to holler
Well, the dogs'll start to holler
Well, the dogs'll start to holler when she comes.
Woof woof!

5th verse:

She'll be pettin' two pink piggies when she comes.

Snort snort!

She'll be pettin' two pink piggies when she comes.

Snort snort!

She'll be pettin' two pink piggies

She'll be pettin' two pink piggies

She'll be pettin' two pink piggies when she comes.

Snort snort!

6th verse:

We'll all have chicken and dumplings when she comes.

Yum yum!

We'll all have chicken and dumplings when she comes.

Yum yum!

We'll all have chicken and dumplings

We'll all have chicken and dumplings

We'll all have chicken and dumplings when she comes.

Yum yum!

7th verse:

She will have to sleep with Grandma when she comes.

Snore snore!

She will have to sleep with Grandma when she comes.

Snore snore!

She will have to sleep with Grandma

She will have to sleep with Grandma

She will have to sleep with Grandma when she comes.

Goodnight!

At the end of each verse, repeat in reverse order the sounds and motions of the preceding verses.

Bingo

There was a farm-er had a dog And
Bing-o was his name-o B-I-N-G-O,
B-I-N-G-O, B-I-N-G-O, And
Bing-o was his name-o.

Sing song through six times, the first time spelling out the name B-I-N-G-O; the second time, spelling out the first four letters and clapping the "O"; the third time, spelling out the first three letters and clapping the "G" and "O"; and so on, until all five letters are clapped out.

A-K-E-L-A

Tune: "B-I-N-G-O"

We have a leader we all love,

Akela is his name-o.

A-K-E-L-A

A-K-E-L-A

A-K-E-L-A

Akela is his name-o.

Repeat the verses, replacing the letters with clapping, as in the song "B-I-N-G-O."

The Grand Old Duke of York

Tune: "A-Hunting We Will Go"

The grand old Duke of York,

He had ten thousand men.

He marched them up the hill, (*Everyone stands up.*)

And marched them down again. (*Everyone sits down.*)

And when you're up you're up; (*Everyone stands up.*)

And when you're down, you're down. (*Everyone sits down.*)

And when you're only halfway up, (*Everyone stands halfway up.*)

You're neither up nor down. (*Everyone stands up and sits down quickly.*)

Repeat several times, getting faster each time.

My Hat, It Has Three Corners

My hat, it has three corners:— Three corners
has my hat:— And had it not three corners;
It would not be my hat:—

The image shows three staves of musical notation in 3/4 time. The first staff contains the melody for the first line of lyrics. The second staff contains the melody for the second line of lyrics. The third staff contains the melody for the third line of lyrics. The lyrics are written below the notes, with hyphens indicating syllables that span across multiple notes.

Action

"My"—Point to yourself.

"Hat"—Tap your head.

"Three"—Hold up three corners.

"Corners"—Form triangle with your hands.

Sing through the first time with words only. Sing through the second time with both words and motions. Substitute motions for words the third time through.

Little Peter Rabbit

Tune: "John Brown's Body"

Little Peter Rabbit had a flea upon his ear,
Little Peter Rabbit had a flea upon his ear,
Little Peter Rabbit had a flea upon his ear,
And he flipped the little flea away.

Action

First time—Sing straight through.


Second time—Omit singing "Peter Rabbit" and substitute ears using forefingers of hands against forehead.

Third time—Same as second, plus omit singing "flea" and substitute scratching your ear.

Fourth time—Same as third, plus omit singing "ear" and point forefinger at ear.

Fifth time—Same as fourth, plus omit singing "flipped" and substitute flipping of earlobe with fingers.

Sixth time—Same as fifth, plus omit singing "away" and substitute flapping motions of both arms as if you're flying.



If You're Happy

The musical score is written on a single treble clef staff in G major (one sharp) and 6/8 time. It consists of six lines of music. The lyrics are: "If you're hap- py and you know it, clap your hands. (clap, clap) If you're hap- py and you know it, clap your hands. (clap, clap) — If you're hap- py and you know it, Then you real- ly ought to show it, If you're hap- py and you know it, clap your hands. (clap, clap)". The score includes various note values such as quarter notes, eighth notes, and dotted notes, along with rests and phrasing slurs.

If you're hap- py and you know it, clap your
hands. (clap, clap) If you're hap- py and you
know it, clap your hands. (clap, clap) — If you're
hap- py and you know it, Then you
real- ly ought to show it, If you're
hap- py and you know it, clap your hands. (clap, clap)

2nd verse: If you're happy and you know it, stamp your feet.
(stamp, stamp)

3rd verse: If you're happy and you know it, shout "Amen."
("Amen!")

4th verse: If you're happy and you know it, do all three.

(clap,-clap; stamp, stamp; "Amen!")

If It's Raining and You Know It

Tune: "If You're Happy and You Know It"

If it's raining and you know it, clap your hands. (*Clap, clap.*)

If it's raining and you know it, clap your hands. (*Clap, clap.*)

If it's raining and you know it, then your clothes will really show it,

If it's raining and you know it, clap your hands. (*Clap, clap.*)

If the mud is only knee deep, stamp your feet. (*Stamp, stamp.*)

If the mud is only knee deep, stamp your feet. (*Stamp, stamp.*)

If the mud is only knee deep, and you wish that it were hip deep,

If the mud is only knee deep, stamp your feet. (*Stamp, stamp.*)

If the wind is really blowing, shake your head. (*Shake head twice.*)

If the wind is really blowing, shake your head. (*Shake head twice.*)

If the wind is really blowing, and your rosy cheeks are glowing,

If the wind is really blowing, shake your head. (*Shake head twice.*)

If the temperature is falling, rub your hands. (*Rub hands twice.*)

If the temperature is falling, rub your hands. (*Rub hands twice.*)

If the temperature is falling, and your spirits are a dropping,

If the temperature is falling, rub your hands. (*Rub hands twice.*)

Repeat first verse and end!

My Bonnie

My Bonnie lies over the ocean,

My Bonnie lies over the sea.

My Bonnie lies over the ocean,

Oh, bring back my Bonnie to me.

Bring back, bring back,

Oh, bring back my Bonnie to me,
to me.

Bring back, bring back,

Oh, bring back my Bonnie to me.

Action

Stand up on the first word with a "b" in it, and then sit down on the next "b," and so on for each word with a "b" in it. The whole group should end the song sitting down.

Head and Shoulders, Knees and Toes

Tune: "There Is a Tavern in the Town"



Head and shoul-ders, knees and toes, knees and toes.



Head and shoul-ders, knees and toes, knees and toes.——



Eyes and ears and mouth and nose



Head and shoul-ders, knees and toes, knees and toes.

Action

1st time—Sing straight through, touching parts of the body.

2nd time—Omit singing "head" and touch it.

3rd time—Same as second, plus omit singing "shoulders," and touch them.

4th time—Same as third, plus omit singing "knees," and touch them.

5th time—Same as fourth, plus omit singing "toes," and touch them.

Extra verses can be added to include as many other parts of the body as you like.

Waddley-Achee



Wad-de- ley a- chee, wad-de- ley a- chee, doo- dle- y doo,
doo- dle- y doo. Repeat Sim- ple- st thing there is- n't much to it,
all you've got to do is doo- dle- y do it, I like the rest, but the
part I like best is doo- dle- y doo- dle- y doo.

Action

Slap knees twice, clap hands twice.

Pass your right hand over your left hand twice.

Pass your left hand over your right hand twice.

Touch your nose with your right hand; then, touch your left shoulder and leave your hand there.

Touch your nose with your left hand; then, touch your right shoulder and leave your hand there.

Put both hands up in the air, and pinch your fingers together three times.

Repeat the song and actions several times, a bit faster each time.

Monster version: Sing in a deep, monster-like voice. Curve fingers to make claws. Instead of touching nose, cover your face with your entire hand.

Mouse version: Sing in a high, mouse-like voice (falsetto). Bring fingertips and thumb together. Make the actions as small and as quiet as possible.

Deep and Wide

Deep and wide, Deep and wide, There's a
foun- tain flow- ing deep and wide. —
Deep and wide, Deep and wide, There's a
foun- tain flow- ing deep and wide.

The musical score consists of four staves of music in treble clef with a common time signature (C). The lyrics are written below the notes. The first staff contains the first two phrases: 'Deep and wide, Deep and wide, There's a'. The second staff continues with 'foun- tain flow- ing deep and wide.' followed by a long horizontal line. The third staff repeats the first two phrases: 'Deep and wide, Deep and wide, There's a'. The fourth staff concludes with 'foun- tain flow- ing deep and wide.' and ends with a double bar line.

Action

Repeat using the following motions:

1st time—For the word “deep,” hold both hands in front of you, one above the other, to show depth.



2nd time—Show “deep,” and for the word “wide,” hold both hands in front of you to show width.

3rd time—Show “deep,” and “wide,” and for “fountain,” raise hands upward and outward.

4th time—Show “deep,” “wide,” and “fountain,” and for “flowing,” ripple hands from left to right at chest level.



Cabin in the Wood



Action

As this is sung	Do this
Cabin	Trace a square in front of yourself with forefingers.
Old man...stood	Shade eyes as though "looking" with both hands.
Saw...by	Extend first two fingers of right hand as ears and "hop" your hand.
Frightened ... be.	Cross your hands to your shoulders and look quickly from side to side.
Help ... said	Quickly move hands up and down in front of yourself.
E'er ...dead.	"Hold" a gun in front of you and play the field.
Come ... be!	Beckon with right forefinger; happy line, "pat" back of your left hand, which has first two fingers extended as ears, with right hand.

Sing song through, each time dropping last sung line and use only motions until entire song is pantomimed.

Do Your Ears Hang Low?*

Tune: "Turkey in the Straw"

Do your ears hang low
Do they wobble to and fro
Can you tie them in a knot
Can you tie them in a bow
Can you throw them o'er your shoulder,
Like a Continental soldier?
Do your ears—hang—low?

*This song is performed on the *Cub Scout Songbook* CD, No. AV-058CD, available from the Supply Group.

One Finger, One Thumb

The musical notation is written on a single treble clef staff in a key signature of two flats (Bb and Eb). The first line is in 9/8 time and contains the lyrics: "One fin- ger, one thumb, one hand, Keep". The second line continues the melody with lyrics: "mov- ing, One fin- ger, one thumb, one hand, Keep". The third line continues with lyrics: "mov- ing, One fin- ger, one thumb, one hand, Keep". The fourth line concludes the piece with lyrics: "mov- ing, And we'll all be hap- py to- day." and ends with a double bar line. The time signature changes from 9/8 to 4/4 for the final line.

2nd verse: "One finger, one thumb, one hand, two hands ..."

3rd verse: Add "one arm"

4th verse: Add "two arms"

5th verse: Add "one leg"

6th verse: Add "two legs"

7th verse: Add "stand up—sit down"

Action

Words are accompanied by motions with finger, thumb, hand, raising arms, stamping foot, standing up and sitting down.

The Color Song

Tune: "If You're Happy and You Know It"

Do the moves along with the song.

If you are wearing red, shake your head
If you are wearing red, shake your head
If you are wearing red then please shake your head
If you are wearing red, shake your head

If you are wearing blue, touch your shoe
If you are wearing blue, touch your shoe
If you are wearing blue, then please touch your shoe
If you are wearing blue, touch your shoe

If you are wearing green, bend your knees
If you are wearing green, bend your knees
If you are wearing green, then please bend your knees
If you are wearing green, bend your knees

If you are wearing black, pat your back
If you are wearing black, pat your back
If you are wearing black, then please pat your back
If you are wearing black, pat your back

If you are wearing brown, turn around
If you are wearing brown, turn around
If you are wearing brown, then please turn around
If you are wearing brown, turn around

Alive, Awake, Alert, Enthusiastic

Tune: "If You're Happy And You Know It"

Alive, awake, alert, en-thu-si-as-tic

Alive, awake, alert, en-thu-si-as-tic

Alive, awake, alert, alert, awake, alive,

Alive awake, alert, en-thu-si-as-tic

Sing the song five times, getting faster each time.

Actions

Alive—Slap knees.

Awake—Clap hands.

Alert—Snap fingers over shoulders.

Enthusiastic—Raise arms over head and do the "twist."

No Bananas in the Sky*

Tune: "There Is a Tavern in the Town"

There are no bananas in the sky, in the sky,

There are no bananas in the sky, in the sky.

There's a sun and moon, and coconut cream pie,

But there are no bananas in the sky, in the sky.

Action

No—Make an X in front of you with your forearms.

Bananas—Pretend to peel a banana.

Sky—Point upward.

Sun—Form circle with both hands on left side of head.

Moon—Place hands together on right side of head; rest head on them.

Coconut cream pie—Pretend to eat a piece of pie


*This song is performed on the *Cub Scout Songbook* CD, No. AV-058CD, available from the Supply Group.

Rounds

Hi Ho! Nobody Home


Three-Part Round

I




Hi, ho no- bo- dy home,

II




meat nor drink, nor mon- ey have I none

III



Yet will I be mer r- y.



Are You Sleeping?

Four-Part Round

The musical score is written on four staves, each with a treble clef and a key signature of one sharp (F#). The time signature is 4/4. The lyrics are as follows:

I Are you sleep- ing, are you sleep- ing, Bro- ther John,

II Bro- ther John? Morn- ing bells are ring- ing,

III Morn- ing bells are ring- ing,

IV Ding dong ding, Ding dong ding!



Row, Row, Row Your Boat

Four-Part Round

I
Row, row, row your boat

II
Gent-ly down the stream;

III
Mer-ri-ly, mer-ri-ly, mer-ri-ly, mer-ri-ly,

IV
Life is but a dream.

Brush Your Teeth

Tune: "Row, Row, Row Your Boat"

Four-Part Round

Brush, brush, brush your teeth,
Morning, noon, and night.
See your dentist twice a year,
Keep your smile so bright.

Do, Do, Do Your Best*

Tune: "Row, Row, Row Your Boat"

Do, do, do your best
Do it every day!
Cheerfully, gladly, gladly, cheerfully—
That's the Cub Scout way.

*This song is performed on the *Cub Scout Songbook* CD,
No. AV-058CD, available from the Supply Group.

Five Cub Scouts

Tune: "Three Blind Mice"

Five Cub Scouts, Five Cub Scouts,
See how they go, see how they go,
On the trail from Tiger Cub to Bobcat,
Then Wolf and Bear they will pass with a shout,
And then they all become Webelos Scouts—
Our five Cub Scouts.

Down By the Station

Four-Part Round

The musical score is written in treble clef with a key signature of one sharp (F#) and a time signature of 2/2. It consists of four parts, each with two measures of music. Part I starts with a whole note G4, followed by quarter notes A4, B4, and C5. Part II starts with a whole note D5, followed by quarter notes E5, F#5, and G5. Part III starts with a whole note A4, followed by quarter notes B4, C5, and D5. Part IV starts with a whole note E4, followed by quarter notes F#4, G4, and A4. The lyrics are placed below the notes, with hyphens indicating syllables that span across notes.

I
Down by the sta- tion ear- ly in the morn- ing,

II
See the lit- tle puf- fer bil- lies all in a row.

III
See the en- gine dri- ver turn the lit- tle han- dle.

IV
Chug! Chug! Whooh! Whooh! Off they go!

—Lee Ricks and Slim Gaillard



Cub Scouting Songs

Cub Scout Advancement Song

Tune: "Farmer in the Dell"

Cub Scouting we will go, Cub Scouting we will go,
Hi, ho, the daireo, Cub Scouting we will go.

Tiger Cub makes a Wolf, Tiger Cub makes a Wolf,
Hi, ho, the daireo, Tiger Cub makes a Wolf!

The Wolf makes a Bear, the Wolf makes a Bear,
Hi, ho, the daireo, the Wolf makes a Bear!

Then next is Webelos, then next is Webelos,
Hi, ho, the daireo, next is Webelos!

Webelos makes a Scout, Webelos makes a Scout,
Hi, ho, the daireo, Webelos makes a Scout!

A-Scouting we will go, a-Scouting we will go,
Hi, ho, the daireo, a-Scouting we will go!

Den Song

Tune: "Reuben, Reuben"

Den _____, Den _____, we will follow
Our Akela all the way.

First we work on our advancements;

Then, it will be time to play.

—Submitted by Clare Mansfield,
Great Western Reserve Council.

Old Akela Had a Pack*

Tune: "Old MacDonald Had a Farm"

Old Akela had a pack, E-I-E-I-O.
And in this pack he had some dens, E-I-E-I-O.
With a Den 1 here, and a Den 2 there;
Here a den, there a den,
Everywhere a happy den.
Old Akela had a pack, E-I-E-I-O.

Old Akela had a pack, E-I-E-I-O.
And in this pack *were Tiger Cubs*, E-I-E-I-O.
With a *Tiger Cub* here; and a *Tiger Cub* there;
Here a *Tiger Cub*, there a *Tiger Cub*,
Everywhere a *Tiger Cub*,

With a Den 1 here, and a Den 2 there;
Here a den, there a den,
Everywhere a happy den.
Old Akela had a pack, E-I-E-I-O.

For each additional verse, insert new lines 2 through 5, using these in place of the underlined phrases and words above:

were Tiger partners, partner, partner, partner, partner, partner

were Wolf Cub Scouts, Wolf den, Wolf, Wolf, Wolf den

were Bear Cub Scouts, Bear den, Bear, Bear, Bear den

were Webelos; Webelos; Webelos, Webelos Webelos Webelos

he had den chiefs, den chief, den chief, chief, chief, den chief

he had Cub Scouts, Cub Scout, Cub Scout, Cub, Cub, Cub Scout

he had leaders, leader, leader, leader, leader, leader

You can mix and match verses—or make up your own.

*This song is performed on the *Cub Scout Songbook* CD, No. AV-058CD, available from the Supply Group.

I've Got that Cub Scout Spirit

The image shows a musical score for the song "I've Got that Cub Scout Spirit". It consists of four staves of music in G major (one flat) and 4/4 time. The lyrics are written below the notes. The first staff has the lyrics "I've got that Cub Scout spir- it". The second staff has "up in my head, Up in my head,". The third staff has "up in my head. I've got that Cub Scout spir- it". The fourth staff has "up in my head, Up in my head, to stay. —".

I've got that Cub Scout spir- it
up in my head, Up in my head,
up in my head. I've got that Cub Scout spir- it
up in my head, Up in my head, to stay. —

Replace "up in my head" with other words in the last four verses.

2nd verse: Deep in my heart,

3rd verse: Down in my feet,

4th verse: All over me,

5th verse: I've got that Cub Scout spirit

Up in my head,

Deep in my heart,

Down in my feet.

I've got that Cub Scout spirit

All over me,

All over me, to stay.

Action

For more spirit, point to each part of body as you sing.

The (Tiger Cub) (Wolf) (Bear) (Webelos) Went Over the Mountain*

Tune: "For He's a Jolly Good Fellow"

The Tiger Cub went over the mountain,
The Tiger Cub went over the mountain,
The Tiger Cub went over the mountain,
To see what he could see.

And all that he could see,
And all that he could see,
Was the other side of the mountain,
The other side of the mountain,
The other side of the mountain,
Was all that he could see.

*Sing first using "Tiger Cub," then "Wolf,"
then "Bear," and finally "Webelos."*

*This song is performed on the *Cub Scout Songbook* CD, No. AV-058CD, available from the Supply Group.

Cub Scouts Whistle While We Work

Tune: "Whistle While You Work"

Cub Scouts whistle while we work!
(Whistle the first line.)
We pitch right in, and laugh, and grin,
And whistle while we work.

Cub Scouts hum a merry tune!
(Hum the first line.)
We hum all day at work, and play,
We hum a merry tune.

After we became Cub Scouts,
We had to learn the rule
Of being kind and courteous
In both our home and school.

Cub Scouts whistle while we work!
(Whistle the first line.)
We do their bit; we never quit,
Cub Scouts whistle while we work!

Cub Scout Marching Song*

Tune: "This Old Man"

This Cub Scout, number one—
He sure likes to get things done.

Chorus:

With a knick-knack, paddy-wack
Give a Cub a chore—
This he'll do and ask for more.

This Cub Scout, number two—
He will do odd jobs for you.

Chorus

This Cub Scout, number three—
Full of humor, full of glee.

Chorus

This Cub Scout, number four—
Follows rules and knows the
score.

Chorus

This Cub Scout, number five—
He has courage, he has drive.

Chorus

This Cub Scout, number six—
He'll make things with ropes and
sticks.

Chorus

This Cub Scout, number seven—
He'll be a Boy Scout at eleven.

Chorus

This Cub Scout, number eight—
Gives goodwill that sure does
rate.

Chorus

This Cub Scout, number nine—
He's so helpful all the time.

Chorus

This Cub Scout, number ten—
Sings the chorus once again.

Chorus

*This song is performed on the *Cub Scout Songbook* CD, No. AV-058CD, available from the Supply Group.

Akela's Council

Tune: "Clementine"

When Akela holds his council,
And the campfire's all aglow,
We will form a friendship circle
As we sing so sweet and low.
Oh Akela, brave Akela,
True and fair Cub Scouts we'll be.
To our Promise and the Pack Law,
We will pledge our loyalty.

When the Cub Scouts Go Marching In

Tune: "When the Saints Go Marching In"

Oh when Cub Scouts go marching in,
When Cub Scouts go marching in,

Chorus:

I want to be in that number,
When Cub Scouts go marching in.

2nd verse: Leaders sing.

3rd verse: Parents sing.

*4th verse: And when our Cub Scout pack does meet,
And when our Cub Scout pack does meet,*

Chorus

*5th verse: When Cub Scout games are being played,
When Cub Scout games are being played.*

Chorus

*6th verse: When Cub Scout songs are being sung,
When Cub Scout songs are being sung,*

Chorus

*7th verse: And when Cub Scouts advance in rank,
And when Cub Scouts advance in rank,*

Chorus

*8th verse: When Webelos become Boy Scouts,
When Webelos become Boy Scouts.*

Chorus

The Cub Scout Pack

Tune: "You're a Grand Old Flag"

We're a Cub Scout pack, we're a high-flying pack;
Down the trail of Akela we go,
From Tiger Cub to Webelos,
As into good Boy Scouts we grow.
Every Cub is true to the gold and the blue,
And he never forgets the fact
That all the fun a boy could want
He can find in a Cub Scout pack.

Akela's Pack

Tune: "I've Been Workin' on the Railroad"

We're a pack of happy Cub Scouts,
Tribe of Webelos.
We'll eventually be Boy Scouts,
As everybody knows.
Don't you want to come and join us—
Be here with all the rest?
Don't you want to be a Cub Scout?
With us you'll do your best.



Think Blue

Tune: "My Bonnie"

Think blue, and you're thinking of Cub Scouts,
Think blue, and you're thinking of boys.
Think blue, and you're thinking of families,
Of outings and picnics and joys.

Chorus:

Think blue ... think blue.
Think blue of our Tiger Cubs, Wolves and Bears.
Think blue ... think blue.
First Webelos, then Scout badge they'll wear.

Think blue and you're thinking of camping.
Think blue, and you're thinking of fun.
Think blue, and you're thinking of good times,
For father and mother and son.

Chorus

Akela's Trail

Tune: "It's A Small World"

It's a world of fun, it's a world of joy,
And a smile comes easy to every boy.
Things that we've learned today,
Lead along Akela's way.
We are Cub Scouts after all.

Chorus:

We are Cub Scouts after all,
To all Cub Scouts send the call.
Show Akela we stand tall,
We are Cub Scouts after all.

When we seek our quest, we will do our best,
On Akela's trail, we will never fail.
Without any doubts,
We will be loyal Scouts.
We are Cub Scouts after all.

Chorus

Cub Scout Orchestra

Tune: "London Bridge is Falling Down"

Oh, we are in the Blue and Gold,
Blue and Gold,
Blue and Gold,
We are in the Blue and Gold,
The Cub Scout orchestra.

Violins—

Yeh, yeh, yeh, yeh, yeh, yeh, yeh,
Yeh, yeh, yeh,
Yeh, yeh, yeh,
Yeh, yeh, yeh, yeh, yeh, yeh, yeh,
Yeh, yeh, yeh, yeh, yeh, yeh

Tubas—

Oompah, oompah, oompah-pah,
Oompah-pah,
Oompah-pah,
Oompah, oompah, oompah-pah,
Oompah pah, oompah-pah-pah.

Piano—

Plink, plink, plink, plink, plink, plink, plink,
Plink, plink, plink,
Plink, plink, plink,
Plink, plink, plink, plink, plink, plink, plink,
Plink, plink, plink, plink, plink, plink.

Drum—

Boom, boom, boom, boom, boom, boom, boom,
Boom, boom, boom,
Boom, boom, boom,
Boom, boom, boom, boom, boom, boom, boom,
Boom, boom, boom, boom, boom, boom.

Baden-Powell Founded Scouts

Tune: "Mary Had a Little Lamb"

Baden-Powell founded Scouts,
Founded Scouts, founded Scouts.
Baden-Powell founded Scouts
Many long years ago.

And so today we celebrate,
Celebrate, celebrate.
And so today we celebrate,
Because we love it so.

Then Scouting came to the U.S.A.
U.S.A., U.S.A.
Then Scouting came to the U.S.A.
So we could all join in.

We can share in all the fun,
All the fun, all the fun.
We can share in all the fun,
In Scouting we all win.

In February, Cub Scouts meet,
Cub Scouts meet, Cub Scouts meet.
In February Cub Scouts meet,
To mark its starting day.

We share a night at blue and gold,
Blue and gold, blue and gold.
We share a night at blue and gold,
And shout a glad "Hurray!"

—Reprinted with permission from Mount Diablo
Silverado Council 1995 *Pow Wow Book*.

My Cub Scout Pack

Tune: "Oh, Susanna"

Joined a Cub Scout pack right near my home;
Was searching for some fun.
I found I gained so many things;
A treasure next to none!

Chorus:

My Cub Scout pack!
I'll serve you bold and true!
'Cause I'm listenin' to Akela
And, I'm proud I'm in his crew!

I learned about myself and friends,
And nature all around.
I learned 'bout my community;
Its many sights and sounds.

Chorus

I played some games; I made some crafts;
Went hiking in the woods.
I sang great songs, and played in skits;
In Scouting's brotherhood.

Chorus

—Submitted by Clare Mansfield,
Great Western Reserve Council.

Have You Ever Been to Day Camp?*

Tune: "Have You Ever Seen A Lassie"

Have you ever been to day camp, to day camp, to day camp?

Have you ever been to day camp, where camping is fun?

There's BB guns and archery, and crafts to make galore.

Have you ever been to day camp, where camping is fun?

Yes, I've been to day camp, to day camp, to day camp!

Yes, I've been to day camp, where camping is fun!

There were BB guns and archery, and crafts to make galore!

Yes, I've been to day camp, where camping is fun!

Additional Verses

For day camp, substitute resident camp, pack meeting, and den meeting, and change the activities.

—Submitted by Mary Ann Price, Blue Mountain Council.

*This song is performed on the *Cub Scout Songbook* CD, No. AV-058CD, available from the Supply Group.

Baden-Powell

Tune: "Clementine"

Found an honest man,

Found a humble man,

Baden-Powell was his name.

Started Scouting back in England,

Which would soon lead to his fame.

First came Boy Scouts,

Then came Cub Scouts,

And their numbers were quite small.

But they spread to other countries,

Now we're several million all.

Baden-Powell had a vision

Of how boys can grow to men.

And his teachings have inspired us,

To always do the best we can.

I'm a Little Cub Scout

Tune: "I'm a Little Teapot"

I'm a little Tiger Cub,
In my orange cap,
Here's my Cub Scout sign;
Here's my salute.
When I get excited,
Hear me shout—
I'm a little Tiger Cub,
I search, discover, share!

I'm a little Cub Scout
In my blue and gold,
Here's my Cub Scout sign;
Here's my salute.
When I get excited,
Hear me shout—
I'm a little Cub Scout,
I do my best!

I'm a Webelos Scout
Big and tall,
Here's my Cub Scout sign,
Here's my salute.
When I get excited,
Hear me shout—
Arrow of Light's next,
And then Boy Scouts!

*—Submitted by Mary Ann Price,
Blue Mountain Council.*



Banquet Songs

The Banquet

Tune: "On Top of Old Smokey"

Our blue and gold banquet's the best one in town,
We celebrate Scouting while gulping food down,
Cub Scouting's a pleasure and eating is too,
So pass the fried chicken, hooray gold and blue.

The Blue and Gold

Tune: "Clementine"

Boys: We're the Cub Scouts,
Leaders: We're the Scouters,
Everyone: Here we are both young and old.
Altogether we're a Cub Scout pack
Having fun at blue and gold.

Tiger Cubs/Bobcats: Tigers and Bobcats,
Wolf/Bear Scouts: Wolf and Bear Cubs,
Webelos Scouts: And the Webelos are we.
Everyone: Altogether we're a Cub Scout pack
Having fun in harmony.

Moms: We're the mothers,
Dads: We're the fathers,
All adults: Helping Cub Scouts as they go,
Up the ladder of achievement,
Climbing higher as they grow.

Everyone: Let us be proud
On this occasion
Of the mighty gold and blue;
Pack ____ is the number
Representing me and you.



Derby Songs

Pinewood Derby

Tune: "Clementine"

First you carve it, then you sand it,
Then you paint it red and white.
They you put a number on it, add the wheels—
It's out of sight.

Soon it's race time. Weigh it in now.
I can hardly wait to show ...
All my friends are at the gate now,
One, two, three, get ready, go!

There's a first place. There's a second place.
There are ribbons for the rest.
Oh, what fun it is competing.
And I know I did my best.

I've Been Working on the Derby

Tune: "I've Been Working On The Railroad"

I've been working on the derby,
Planning and making my race car.
All the family has been helping,
My car should be the star!
Can't you hear the crowds a cheering,
As we go up to claim the prize?
Pinewood Derby time's exciting,
For all the Cub Scout guys.

Pinewood Derby Song

Tune: "Camptown Races"

Cub Scouts all join in the song,
Doo-dah, doo-dah!
Pine car track is mighty long,
Oh, doo-dah day!

Chorus:

Going to run so fast,
Going to get ahead.
My best friend has a blue pine car,
Mine is painted red.

Red cars, blue cars, green, and gray,
Doo-dah, doo-dah!
Running on the track today.
Oh, doo-dah day!

Chorus

They're the pride of all the lads,
Doo-dah, doo-dah!
Built by Cub Scouts, moms, and dads,
Oh, doo-dah day!

Chorus

Float, Float, Float Your Boat

Tune: "Row, Row, Row Your Boat"

Float, float, float your boat,
Swiftly down the gutter.
Everyone will be a winner
If we help each other.

—Reprinted with permission from *All Aboard! Utah National
Parks Council 2000–2001 Cub Scout Pow Wow Book.*

Raingutter Regatta Song

Tune: "My Bonnie"

We're having a Cub Scout regatta.
We've sanded and painted our boats.
I put on so much decoration,
I sure hope that my boat still floats.

Chorus:

Sail on, sail on,
Sail on little sailboat, sail on, sail on.
Sail on, sail on,
Sail on little boat 'til you've won.

My boat sails along the raingutter.
I blow it with all of my might.
But I can't steer the sail or the rudder,
So it bounces first left and then right.

Chorus

It gets to the end of the gutter,
But somebody pulled out the plug.
The water is rapidly draining,
My little boat goes down—glug, glug!

Chorus

Rocket Flight

Tune: "Row, Row, Row Your Boat"

Turn, turn, the rubber band
Wind it up so tight.
Let it go and watch your rocket
Fly right out of sight!

Space Derby Song

Tune: "Camptown Races"

Cub Scouts all join in the song,
Doo-dah, doo-dah!
Spaceship wire is mighty long,
Oh, doo-dah day!

Chorus:


Going to fly so fast,
Going to get ahead.
My best friend has a blue spaceship,
Mine is painted red.

Spaceships—red, blue, green, and gray,
Doo-dah, doo-dah!
Running on the wire today,
Oh, doo-dah day!

Chorus

They're the pride of all the lads,
Doo-dah, doo-dah!
Built by Cub Scouts, moms, and dads,
Oh, doo-dah day!

Chorus





Tiger Cub Songs

Good Tiger Cubs

Tune: "Farmer in the Dell"

Good Tiger Cubs are we!
Good Tiger Cubs are we!
Everywhere we go today,
Good Tiger Cubs are we!

I'm a Little Tiger Cub

Tune: "I'm a Little Teapot"

I'm a little Tiger Cub, you can see.
Me and my partner, we are a team.
At our den meetings we search, discover, share.
And we take Go See Its everywhere.

Can You Find a Tiger Cub?

Tune: "Do You Know the Muffin Man?"

Can you find a Tiger Cub?
A Tiger Cub? A Tiger Cub?
Can you find a Tiger Cub?
With black and orange stripes?

Yes, we found a Tiger Cub,
A Tiger Cub, a Tiger Cub.
Yes, we found a Tiger Cub
With black and orange stripes.

Divide singers into groups. The first group sings the first verse. The second group responds with the second verse. Repeat, singing faster each time.

The Tiger Way

Tune: "Row, Row, Row Your Boat"

Come, be a Tiger Cub,
Join our fun today,
For we search, discover, share
That's the Tiger way!

Search, search, search each day
With the Tiger Cubs,
For we search, discover, share,
That's the Tiger way!

Discover, discover, discover each day
With the Tiger Cubs,
For we search, discover, share,
That's the Tiger way!

Share, share, share each day
With the Tiger Cubs,
For we search, discover, share,
That's the Tiger way!

Have Fun, Tigers

Tune: "Good Night, Ladies"

Have fun, Tigers!
Have fun, Tigers!
Have fun, Tigers!
Search, discover, share.

Merrily we do all three,
Do all three, do all three,
Merrily we do all three:
Search, discover, share.

—Reprinted by permission from the Nevada Area
Council Cub Scout Pow Wow Book, 1992.

Five Little Tigers*

Tune: "Five Little Ducks"

Five little Tigers went out to play,
Over the hill and far away.
When mother roared, "Come join the pack!"
Four little Tigers came running back.

Four little Tigers went out to play,
Over the hill and far away.
When mother roared, "Come join the pack!"
Three little Tigers came running back.

Three little Tigers went out to play,
Over the hill and far away.
Two little Tigers came running back.

Two little Tigers went out to play,
Over the hill and far away.
When mother roared, "Come join the pack!"
One little Tiger came running back.

One little Tiger went out to play,
Over the hill and far away.
When mother roared, "Come join the pack!"
No little Tigers came running back.

Mother Tiger went out one day,
Over the hill and far away
When Father Tiger roared, "Come on back!"
Five little Tigers all joined the pack.

—Reprinted with permission of the Middle Tennessee Council.

*This song is performed on the *Cub Scout Songbook* CD, No. AV-058CD, available from the Supply Group.

If You're a Tiger and You Know It

Tune: "If You're Happy and You Know It"

If you're a Tiger and you know it, show your claws.

(Extend arms, show fingers like claws.)

If you're a Tiger and you know it, show your claws.

If you're a Tiger and you know it, then your claws will surely show it.

If you're a Tiger and you know it show your claws.

If you're a Tiger and you know it, show you're strong.

(Raise fists above head.)

If you're a Tiger and you know it, show you're strong.

If you're a Tiger and you know it, then your strength will really show it,

If you're a Tiger and you know it, show you're strong.

If you're a Tiger and you know it, give a roar!

If you're a Tiger and you know it, give a roar!

If you're a Tiger and you know it, then your roar will surely show it.

If you're a Tiger and you know it, give a roar!

If you're a Tiger and you know it, show your claws,

If you're a Tiger and you know it, show you're strong

If you're a Tiger and you know it, then your actions all will show it

If you're a Tiger and you know it, give a roar!

Orange Tiger Song

Tune: "Did You Ever See a Lassie?"

Oh, I saw an orange tiger,

A tiger, a tiger.

Oh, I saw an orange tiger

With lots of black stripes.

With stripes all in black

In the front and the back,


Oh, I saw an orange tiger

With lots of black stripes.

Webelos Scout Songs


I Love the Mountains

Verse



I love the moun- tains, I love the rol- ling hills,
I love the flow-ers, I love the daf- fo- dils, I love the camp fire


Chorus



when all the lights are low. Boom de- a- da, boom de- a- da,
boom de- a- da, boom de- a- da

Sing the song through once all together. Then divide into two groups. One group sings the verse, and the other sings the chorus at the same time.





We'll Be Loyal Scouts

Tune: "Aura Lee"



On our hon- or we've been true To the gold and



blue. We've been Cub Scouts— Wolf and Bear

Chorus



Now we're We- be- los. We- be- los, We- be- los,



We will do our best. We'll be loy- al



Boy Scouts soon, The den of We- be- los.

Crafts and badges fill our days
And Boy Scouting ways.
We play sports, have campouts, too,
For we're Webelos.

Chorus:

We look forward to Boy Scouts
In the years ahead,
While we work on our award
Called the Webelos.

Chorus

Soon we will leave Cub Scouts,
And we'll cross the bridge
To Boy Scouting's happy trails
And leave Webelos.

Scouting We Go

Chorus

Scout- ing we go, Scout- ing we
go. Sun- lit trail and land where wa- ters
flow By the camp fire's friend- ly flam- ing
glow. Scout- ing we go, Scout- ing we go.

Verse

Tune: "I've Been Workin' on the Railroad"


I was dreaming of a campfire
Burning clear and bright;
Glistening stars were out above me,
'Twas on a summer's night.
I was dreaming that my comrades
All were camping, too;
Then I woke and looked around me,
And say—that dream was true.

We're on the Upward Trail

The musical score is written in 4/4 time with a key signature of one flat (Bb). It consists of five staves of music. The lyrics are: "We're on the up-ward trail, We're on the up-ward trail, Sing-ing as we go Scout-ing bound. We're on the up-ward trail, We're on the up-ward trail, Sing-ing, sing-ing, ev-'ry-bo-dy sing-ing, Scout-ing bound." The melody is simple and repetitive, with a mix of quarter and eighth notes.

We're on the up-ward trail, We're on the up-ward
trail, Sing-ing as we go Scout-ing
bound. We're on the up-ward trail,
We're on the up-ward trail, Sing-ing, sing-ing,
ev-'ry-bo-dy sing-ing, Scout-ing bound.

Note: This song can be sung by two groups as a "round." The second group starts as the first group reaches the word "trail" in the second measure, skips the measure containing "ev'rybody singing," and joins the first group on the final "Scouting bound."



Who'll Come A-Scouting

Tune: "Waltzing Matilda"

Once a mighty soldier, beloved by his fellow men,
Under the shade of the flag of the free,
Took some boys and trained them,
Made them strong and brave and true,
Who'll come a-Scouting, a-Scouting with me.

Chorus:

Keep on a-working, never a-shirking,
Carry out the rules as he wanted them to be,
And we'll sing as we put our shoulders
And our brains to work,
Who'll come a-Scouting, a-Scouting with me.

Soon the little band grew, swelling great in number,
Through other countries, one, two three;
Then around the world it spread,
Stronger, ever stronger,
Who'll come a-Scouting, a-Scouting with me.

Chorus

Keep on praying, keep on saying,
If we work hard enough, then we'll stay free.
And we'll sing as we put our shoulders
And our brains to work,
Who'll come a-Scouting, a-Scouting with me.

Proud to Be a Webeelos Scout

Tune: "Polly Wolly Doodle"

Oh, I worked real hard to be a We-be-los Scout;
Growing stronger, learning more everyday.
Gonna earn another activity badge
Growing stronger, learning more everyday!

Chorus:

Joining in; having fun;
I will always do my best!
'Cause I'm proud to be a We-be-los Scout;
Having fun that I will never forget.

Oh, the Arrow of Light is my next goal;
Growing stronger, learning more everyday.
Then I'll move on to a Boy Scout troop,
Growing stronger, learning more everyday.

—Submitted by Clare Mansfield, Western Reserve Council.



Webelos Graduation Song

Tune: "Red River Valley"

Webelos Scouts sing verses; audience sings the chorus after each verse.

From Cub Scouting we soon will be leaving;
Do not hasten to bid us adieu.
But remember us, the Webelos Scouts,
And the boys who have played long with you.

We've played games, we've sung songs, we've been camping;
We have hiked, we have swum, we have run,
Done our best, with goodwill, done our duty.
And we never missed the chance for some fun.

Chorus:

From Cub Scouting they say you are going;
We will miss your bright eyes and your smile,
But we know that adventure awaits you
As you join with a troop in Boy Scouts.

Now we've grown, over time, into Boy Scouts;
Big adventures and excitement lie ahead.
May we always remember the good times
And the friends in this pack we have made.

Chorus



Patriotic Songs

The Star Spangled Banner **Our National Anthem**

O say, can you see by the dawn's early light,
What so proudly we hailed at the twilight's last gleaming?
Whose broad stripes and bright stars, through the perilous fight,
O'er the ramparts we watched were so gallantly streaming?

And the rockets' red glare, the bombs bursting in air,
Gave proof thro' the night that our flag was still there!
O say, does that star-spangled banner yet wave
O'er the land of the free and the home of the brave.

O, thus be it ever when freemen shall stand,
Between their lov'd homes and the war's desolation,
Blest with vict'ry and peace, may the heav'n-rescued land,
Praise the Power that hath made and preserved us a nation.

Then conquer we must, when our cause it is just,
And this be our motto, "In God is our trust,"
And the star-spangled banner in triumph shall wave,
O'er the land of the free and the home of the brave.

—Francis Scott Key

Yankee Doodle

Father and I went down to camp,
Along with Captain Good'in,
And there we saw the men and boys
As thick has hasty puddin'.

Chorus:

Yankee Doodle keep it up,
Yankee Doodle dandy,
Mind the music and the step,
And with the girls be handy.

Variation

Substitute "da" for the words and clap out the rhythm.

America

My country! 'Tis of thee,
Sweet land of liberty,
Of thee I sing;
Land where my fathers died,
Land of the pilgrim's pride,
From every mountainside
Let freedom ring.

Our father's God, to Thee,
Author of Liberty
To Thee we sing;
Long may our land be bright
With freedom's holy light;
Protect us by Thy might,
Great God, our King.

—Rev. Samuel F. Smith

God Bless America

God bless America
Land that I love,
Stand beside her and guide her
Through the night with a light from above.

From the mountains, to the prairies,
To the oceans, white with foam,
God bless America, my home sweet home,
God bless America, my home sweet home.

Copyright 1939 by Irving Berlin, Inc., 1650 Broadway, New York.

Copyright assigned to God Bless America Fund, Gene Tunney,
A. L. Berman, and Ralph Bunche, trustees.

America, the Beautiful

O beautiful for spacious skies,
For amber waves of grain,
For purple mountain majesties
Above the fruited plain!

America! America! God shed his grace on thee,
And crown thy good with brotherhood
From sea to shining sea!

O beautiful for patriot dream
That sees beyond the years,
Thine alabaster cities gleam,
Undimmed by human tears!

America! America! God shed his grace on thee,
And crown thy good with brotherhood
From sea to shining sea!

—Katherine Lee Bates



Fly, Fly, Fly Your Flag

Tune: "Row, Row, Row Your Boat"

May be sung as a round.

Fly, fly, fly your flag,
On our holidays.
Be a loyal citizen,
In this and other ways.


Columbia, the Gem of the Ocean

O Columbia, the gem of the ocean,
The home of the brave and the free,
The shrine of each patriot's devotion,
A world offers homage to thee.
Thy mandates make heroes assemble,
When Liberty's form stands in view;
Thy banners make tyranny tremble,
When borne by the red, white, and blue!

Chorus:

When borne by the red, white, and blue!
When borne by the red, white, and blue!
Thy banners make tyranny tremble,
When borne by the red, white, and blue!

—Thomas A. Becket



God Bless the U.S.A.

If tomorrow all the things were gone
I'd worked for all my life,
And I had to start again
With just my children and my wife,
I'd thank my lucky stars
To be living here today,
'Cause the flag still stands for freedom
And they can't take that away.

Chorus:

I'm proud to be an American
Where at least I know I'm free,
And I won't forget the men who died
Who gave that right to me,
And I gladly stand up next to you
And defend her still today,
'Cause there ain't no doubt I love this land
God Bless the U.S.A.

From the lakes of Minnesota
To the hills of Tennessee,
Across the plains of Texas
From sea to shining sea.
From Detroit down to Houston
And New York to L.A.,
There's pride in every American heart
And it's time we stand and say:

Chorus

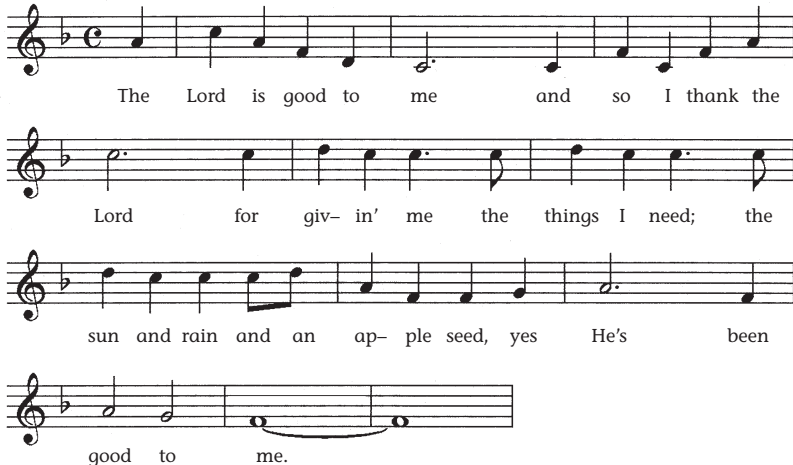
*GOD BLESS THE U.S.A. by Lee Greenwood.
Reprinted with permission from Songs of Universal, Inc.*

We're playing Your Song



Inspirational Songs

Johnny Appleseed



The Lord is good to me and so I thank the
Lord for giv- in' me the things I need; the
sun and rain and an ap- ple seed, yes He's been
good to me.

As We Gather

Tune: "Are You Sleeping?"

As we gather at the table,
Once again, *once again*,
We will ask thy blessing, *We will ask thy blessing*,
A-a-men, A-a-men!

Thank You for the Food We Eat

Tune: "Michael Row the Boat Ashore"

Thank you for the food we eat, Hallelujah.
Thank you for the friends we meet, Hallelujah.
Thank you for the birds that sing, Hallelujah.
Thank you Lord for everything, Hallelujah.

Bless this Food

Tune: "Edelweiss"

Bless this food for our use, Come O
Lord and sit with us; Make our hearts grow in
peace. Bring your love to sur- round us.
Friend- ship and peace, may you bloom and grow, Bloom and
grow for- ev- er. Bless our homes, Bless our
friends, Bless our Cub Scouts to- geth- er.

The musical score is written in treble clef with a key signature of one sharp (F#) and a 3/4 time signature. It consists of six staves of music. The lyrics are printed below the notes, with hyphens indicating syllables that span across multiple notes. The piece concludes with a double bar line.

Thank You, Lord

Tune: "Edelweiss"

Thank you Lord, on this day,
For our many good blessings.
Thank you Lord, on this day,
For our many great friendships.

Thank you Lord, may you hear our prayer,
Guide us on forever.

Thank you Lord, on this day,
For our blessings and friendships.



Yankee Doodle Grace

Tune: "Yankee Doodle"

We thank you, Lord, for daily bread,
For rain and sunny weather.
We thank you, Lord, for this our food,
And that we are together.

Thank you, thank you, thank you, Lord,
Thank you, thank you, ever.
Thank you, Lord, for this our food,
And that we are together.



Closing Songs

Good Night, Cub Scouts

Tune: "Good Night, Ladies"

Good night, Cub Scouts.
Good night, Cub Scouts.
Good night, Cub Scouts.
We're going to leave you now.

Chorus:

Merrily, we Cub along, Cub along, Cub along.
Merrily, we Cub along,
Up the Cub Scout trail.

Sweet dreams, Cub Scouts.
Sweet dreams, Cub Scouts.
Sweet dreams, Cub Scouts.
We're going to leave you now.

Chorus

Taps

Day is done,
Gone the sun,
From the lake,
From the hills,
From the sky;
All is well, safely rest,
God is nigh.

Fading light
Dims the sight,
And a star
Gems the sky,
Gleaming bright;
From afar, drawing nigh,
Falls the night.

Note: To fix the sequence of the first verse in mind, remember the order in which the sun disappears: lake, hills, and sky.

At Dusk

Tune: "Edelweiss"

Fading light brings the night,
Dusk enfolds the hills.
Stars on high, light the sky,
All the world is still.

Graying west, time to rest,
Labors now are through.
Fragrant breezes in the trees,
Sing a song to you.

Cub Scout Vespers*

Tune: "O Tannenbaum"

As the night comes to this land,
On my promise I will stand.
I will help the pack to go,
As our pack helps me to grow.

I will always give goodwill.
And follow my Akela still.
And before I stop to rest,
I will do my very best.

*This song is performed on the *Cub Scout Songbook* CD, No. AV-058CD, available from the Supply Group.

Scout Vesper Song

Tune: "O Tannenbaum"

Softly falls the light of day,
While our campfire fades away.
Silently each Scout should ask:
"Have I done my daily task?"

Have I kept my honor bright?
Can I guiltless sleep tonight?
Have I done and have I dared
Everything to be prepared?"

Cub Scout Prayer

Tune: "O Tannenbaum"

Lord, in this evening hour I pray
For strength to do my best each day.
Draw near to me that I may see
The kind of Cub Scout I should be.

In serving others, let me see
That I am only serving Thee.
Bless me, oh Lord, in Thy great love,
That I may be a better Cub.

—Submitted by Helen Allen, den leader, Portland, Oregon.

The Scout Benediction

Largo

Solo or small group

And now, May the Great — mas- ter of
all — Scouts, — Be with you Till we meet
a- gain. Till we meet a- gain. A- men.

The musical notation is written on three staves in a 4/4 time signature with a key signature of one flat (B-flat). The melody is simple and slow, with lyrics written below the notes. The first staff contains the first line of the benediction, the second staff contains the second line, and the third staff contains the final line, including a double bar line and a fermata over the final note.

Cub Scout Closing Song

Tune: "Yankee Doodle"

And now it's time to say goodbye,
But we won't feel so blue;
'Cause soon the time will come again
When we'll be back to see you.

Chorus:

Pack meetings are lots of fun,
With skits, and stunts, and singing,
So get your friends and join the fun,
For our fun filled pack meetings.

Alternate Chorus:

Cub Scout day camp's lots of fun,
With games and crafts and swimming,
So get your pals and join the fun
For a week filled to the brimming.

Cub Scout Kum Ba Yah

Chorus:

Kum ba-yah, my Lord, kum ba-yah,
Kum ba-yah, my Lord, kum ba-yah,
Kum ba-yah, my Lord, kum ba-yah
O Lord, kum ba-yah.

Bless our Tiger Cubs, Lord, kum ba-yah,
And their parents, Lord, kum ba-yah,
Bless our Tiger Cubs, Lord, kum ba-yah,
O Lord, kum ba-yah.

Chorus

Bless our Wolf Cub Scouts, Lord, kum ba-yah,
And their leaders, Lord, kum ba-yah,
Bless our Wolf Cub Scouts, Lord, kum ba-yah,
O Lord, kum ba-yah.

Chorus

*Continue with "Bear Cub Scouts," and
"Webelos Scouts," and alternate between
saying "leaders" and "parents."*

Tiger Cub Taps

Tune: "Taps"

Tiger Cubs, it is late.
We have searched, discovered, and shared.
It is late, time to rest,
Tiger Cubs.



Index

A

- A-K-E-L-A 23
Akela's Council 43
Akela's Pack 45
Akela's Trail 46
Alive, Awake, Alert,
Enthusiastic 34
America 72
America, the Beautiful 73
Are You Sleeping? 36
As We Gather 80
At Dusk 84

B

- Baden-Powell 50
Baden-Powell Founded Scouts 48
Banquet, The 53
Be Kind to Your
Web-Footed Friends 11
Bear Song, The 15
Bingo 23
Bless this Food 81
Blue and Gold, The 53
"Boom Chicka Boom" 19
Brush Your Teeth 37

C

- Cabin in the Wood 31
Calliope Song, The 13
Can You Find a Tiger Cub? 59
Choose the Right Songs 1
Clementine 14
Color Song, The 33
Columbia, the Gem of the
Ocean 75
Cub Scout Advancement Song 39
Cub Scout Closing Song 86
Cub Scout Kum Ba Yah 87
Cub Scout Marching Song* 43
Cub Scout Orchestra 47
Cub Scout Pack, The 45
Cub Scout Prayer 85
Cub Scouts Whistle
While We Work 42
Cub Scout Vespers* 85
Cub Scout Welcome 6

D

- Deep and Wide 30
Den Song 39
Do, Do, Do Your Best* 37
Down By the Station 38
Do Your Ears Hang Low?* 32

* This song is performed on the *Cub Scout Songbook CD*,
No. AV-058CD, available from the Supply Group.

F

- Five Cub Scouts 38
Five Little Tigers* 61
Float, Float, Float Your Boat 56
Fly, Fly, Fly Your Flag 74

G

- God Bless America 73
God Bless the U.S.A. 76
Good Night, Cub Scouts 83
Good Tiger Cubs 59
Grand Old Duke of York, The 24

H

- Hail, Hail, the Gang's All Here 6
Have Fun, Tigers 60
Have You Ever Been
to Day Camp?* 50
Head and Shoulders,
Knees and Toes 28
Hello Song 5
Hi, Cub Scout! 5
Hi Ho! Nobody Home 35
How Do You Do? 7
How Do You Say That? 3
How to Lead a Song 2

I

- If It's Raining and
You Know It 27
If You're a Tiger and
You Know It 62
If You're Happy 26
I Like To Eat 17
I Love That Word Hello 9
I Love the Mountains 63
I'm a Little Tiger Cub 59
It's Cheese 16
I've Been Working on the
Derby 55
I've Got that Cub Scout Spirit 41

J

- Johnny Appleseed 79

L

- Little Peter Rabbit 25

M

- More We Get Together, The 8
Muffin Man, The* 18
My Bonnie 27
My Cub Scout Pack 49
My Hat, It Has Three Corners 24

* This song is performed on the *Cub Scout Songbook* CD,
No. AV-058CD, available from the Supply Group.

N

No Bananas in the Sky* 34

O

Old Akela Had a Pack* 40

Old MacDonald Had a Farm 11

One Finger, One Thumb 32

Orange Tiger Song 62

P

Pinewood Derby 55

Pinewood Derby Song 56

Proud to Be a Webelos Scout 69

R

Raingutter Regatta Song 57

Recognition Song 9

Rocket Flight 57

Row, Row, Row Your Boat 37

Runaway Train, The 18

S

Scout Benediction, The 86

Scouting We Go 66

Scout Vesper Song 85

She'll Be Comin' 'Round The
Mountain 21

Smile Song (S-m-i-l-e) 12

Space Derby Song 58

Star Spangled Banner, The 71

T

Taps 84

Tarzan Of The Apes 13

Thank You, Lord 81

Thank You for the Food We
Eat 80

The (Tiger Cub) (Wolf) (Bear)
(Webelos) Went Over the
Mountain* 42

Think Blue 46

Tiger Cub Taps 87

Tiger Way, The 60

W

Waddeley-Achee 29

We'll Be Loyal Scouts 65

We're All Together Again 8

We're Here for Fun 7

We're on the Upward Trail 67

Webelos Graduation Song 70

When the Cub Scouts Go
Marching In 44

Where Has My Little Dog
Gone? 12

Who'll Come A-Scouting 68

Why Do We Sing? 1

Y

Yankee Doodle 72

Yankee Doodle Grace 82

* This song is performed on the *Cub Scout Songbook* CD,
No. AV-058CD, available from the Supply Group.



BOY SCOUTS OF AMERICA

1325 West Walnut Hill Lane

P.O. Box 152079

Irving, Texas 75015-2079

www.scouting.org

SKU 33222



7 30176 34103 3

33222

2009 Printing